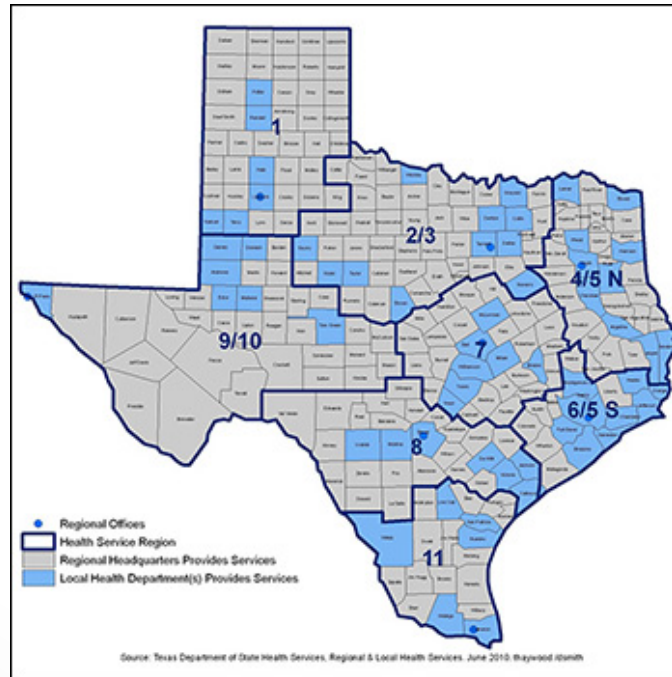




Texas Outbreaks

PHEP BP-11

8/14/11 – 8/4/12





Outbreaks Reported

- 54 local and regional health jurisdictions (8 regional and 46 local single or multi-county jurisdictions)
- 49 (91%) submitted outbreak-tracking forms for PHEP BP-11 (8/4/11-8/14/12)
- 268 outbreaks reported by local and regional disease surveillance staff in 31 jurisdictions
- 262 (98%) were investigated

Reported Outbreaks by Jurisdiction

BP 11 Grant Cycle (8/4/11 - 8/14/12)

Jurisdiction	Number of Outbreaks	Outbreaks /100,000
1	4	0.5
HSR 1	2	0.4
Lubbock	2	0.7
4/5N	9	0.6
HSR 4/5N	6	0.7
NETHealth	3	0.6
6/5S	37	0.5
Beaumont	1	0.8
Brazoria	3	0.9
Fort Bend	1	0.2
Harris	16	0.8
Houston	13	0.6
HSR 6/5S	3	0.6
7	77	2.5
Austin-Travis County	60	5.8
Bell County	2	0.7
Hays County	1	0.6
HSR 7	4	0.6
Waco-McLennan	3	1.3
Williamson	7	1.5

Jurisdiction	Number of Outbreaks	Outbreaks /100,000
2/3	98	1.2
Abilene-Taylor	4	3.0
Collin County	1	0.1
Dallas	28	1.1
Denton	20	2.6
Grayson	2	1.6
HSR 2/3	11	1.1
Sweetwater Nolan	1	7.1
Tarrant	25	1.3
Wichita	6	4.7
8	9	0.3
HSR 8	9	0.9
9/10	20	1.8
Andrews	1	6.9
El Paso	17	2.1
HSR 9/10	2	1.0
11	14	0.6
Corpus Christi Nueces County	4	1.2
Hidalgo	8	0.9
HSR 11	2	0.6
Texas	268	0.6

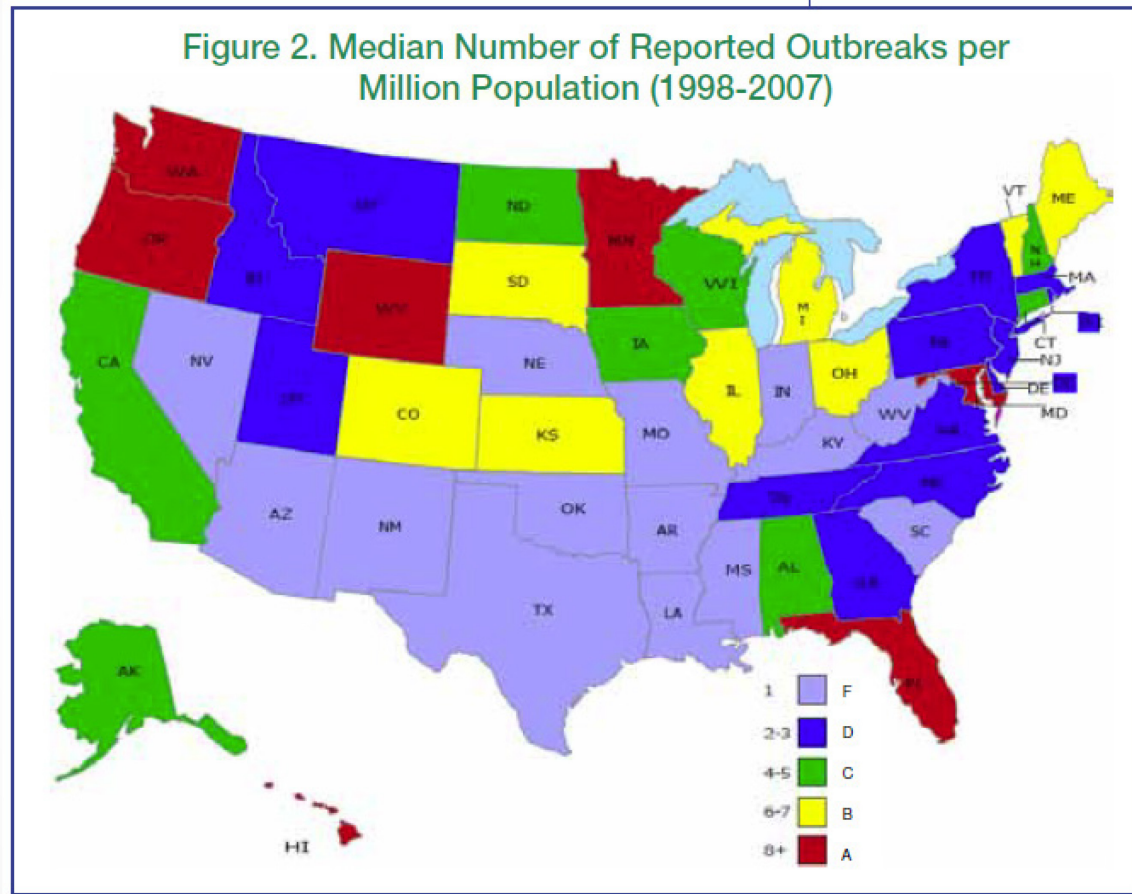
Jurisdictions Reporting No Outbreaks

BP 11 Grant Cycle (8/4/11 - 8/14/12)

HSR	Jurisdiction	Population
1	Amarillo - Potter/Randall County	252,232
	Plainview-Hale County	37,122
2/3	Brown County	40,259
	Corsicana-Navarro County	53,144
	Greenville-Hunt County	92,557
	Scurry County	17,304
4/5N	Angelina County	86,162
	Cherokee County	50,688
	Jasper-Newton County	14,767
6/5S	Galveston County	303,754
	Hardin County	52,767
	Montgomery County	521,539
	Port Arthur - Jefferson County	53,818
9/10	Ector County	135,331
	Midland	133,004
	San Angelo-Tom Green County	103,517
11	Cameron County	433,449
	Laredo - Webb County	270,381
	Live Oak County	12,369
	San Patricio County	71,271

All Over the Map

A 10-Year Review of State Outbreak Reporting
Including a Report Card on 50 States and Washington, D.C.



<http://cspinet.org/new/pdf/allverthemap.pdf>

Jurisdictions Reporting No Outbreaks

BP 11 Grant Cycle (8/4/11 - 8/14/12)

HSR	Jurisdiction	Population	Expected*
1	Amarillo - Potter/Randall County	252,232	2.0
	Plainview-Hale County	37,122	0.3
2/3	Brown County	40,259	0.3
	Corsicana-Navarro County	53,144	0.7
	Greenville-Hunt County	92,557	0.4
	Scurry County	17,304	0.1
4/5N	Angelina County	86,162	0.7
	Cherokee County	50,688	0.4
	Jasper-Newton County	14,767	0.1
6/5S	Galveston County	303,754	2.4
	Hardin County	52,767	0.4
	Montgomery County	521,539	4.2
	Port Arthur - Jefferson County	53,818	0.4
9/10	Ector County	135,331	1.1
	Midland	133,004	1.1
	San Angelo-Tom Green County	103,517	0.8
11	Cameron County	433,449	3.5
	Laredo - Webb County	270,381	2.2
	Live Oak County	12,369	0.1
	San Patricio County	71,271	0.6

*Expected number of foodborne outbreaks based on 1/125,000 population

Reported Outbreaks by Jurisdiction

Jurisdiction	Number of Outbreaks	Outbreaks /100,000
1	4	0.5
HSR 1	2	0.4
Lubbock	2	0.7
4/5N	9	0.6
HSR 4/5N	6	0.7
NETHealth	3	0.6
6/5S	37	0.5
Beaumont ★	1	0.8
Brazoria ★	3	0.9
Fort Bend	1	0.2
Harris ★	16	0.8
Houston	13	0.6
HSR 6/5S	3	0.6
7 ★ ★ ★	77	2.5
Austin-Travis County ★ ★ ★ ★	60 ★ ★ ★	5.8 ★
Bell County	2	0.7
Hays County	1	0.6
HSR 7	4	0.6
Waco-McLennan ★	3	1.3
Williamson ★	7	1.5

Jurisdiction	Number of Outbreaks	Outbreaks /100,000
2/3 ★	98	1.2
Abilene-Taylor ★ ★ ★	4	3.0
Collin County ★ ★ ★	1	0.1
Dallas ★	28	1.1
Denton ★ ★ ★	20	2.6
Grayson ★ ★	2	1.6
HSR 2/3 ★	11	1.1
Sweetwater Nolan ★ ★ ★ ★ ★ ★ ★ ★	1 ★ ★	7.1
Tarrant	25	1.3
Wichita ★ ★ ★ ★ ★	6	4.7
8	9	0.3
HSR 8	9	0.9
9/10 ★ ★	20	1.8
Andrews ★ ★ ★ ★ ★ ★ ★ ★ ★ ★	1	6.9
El Paso ★ ★	17	2.1
HSR 9/10 ★	2	1.0
11	14	0.6
Corpus Christi Nueces County ★	4	1.2
Hidalgo ★	8	0.9
HSR 11	2	0.6
Texas	268	0.6

Number of Outbreaks by Type Reported by HSR/LHD

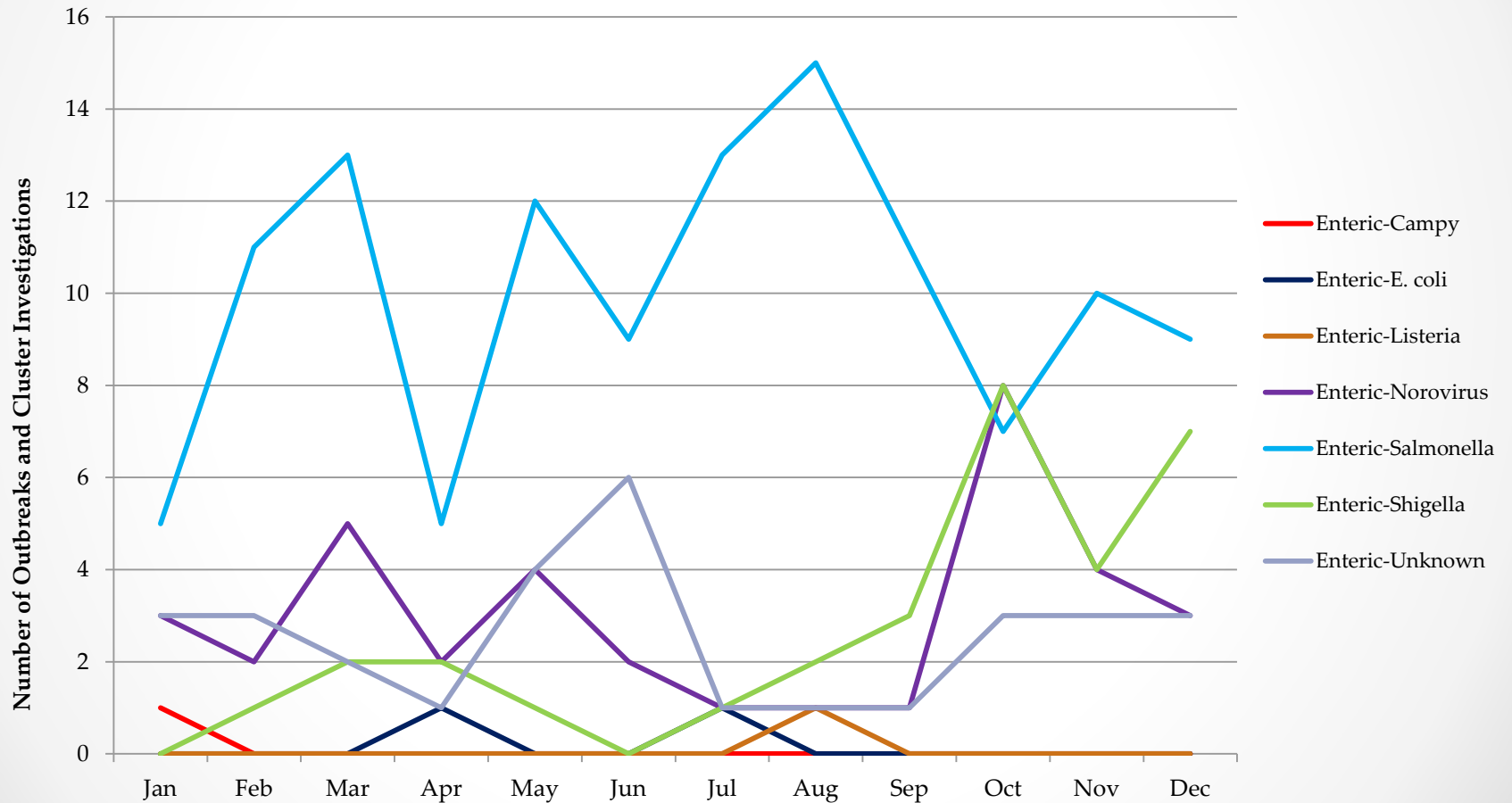
Outbreak Type	Number	# Reports
Botulism	1	1
Enteric- Campylobacteriosis	1	1
Enteric- Cryptosporidiosis	1	2
Enteric- <i>E. coli</i> (STEC)	6	6
Enteric- Listeriosis	2	6
Enteric- Norovirus	36	36
Enteric- <i>Salmonella</i>	86	137
Enteric- <i>Shigella</i>	31	31
Enteric- Unknown	31	31
Enteric- <i>Vibrio</i>	1	1
Fungal	1	3
Hepatitis A	3	3
Meningitis- Aseptic	1	1
Meningococcal	3	3
Mercury	1	1
Pertussis	25	25
Rash- Unknown	2	2
Respiratory- Influenza	4	5
Respiratory- Influenza-like illness	1	1
Respiratory- Legionella	2	2
Respiratory- Pneumonia	2	2
Respiratory- <i>Strep. pneumoniae</i>	1	1
Respiratory- Unknown	2	2
Varicella	11	11
West Nile Virus	2	2
Total	244	268



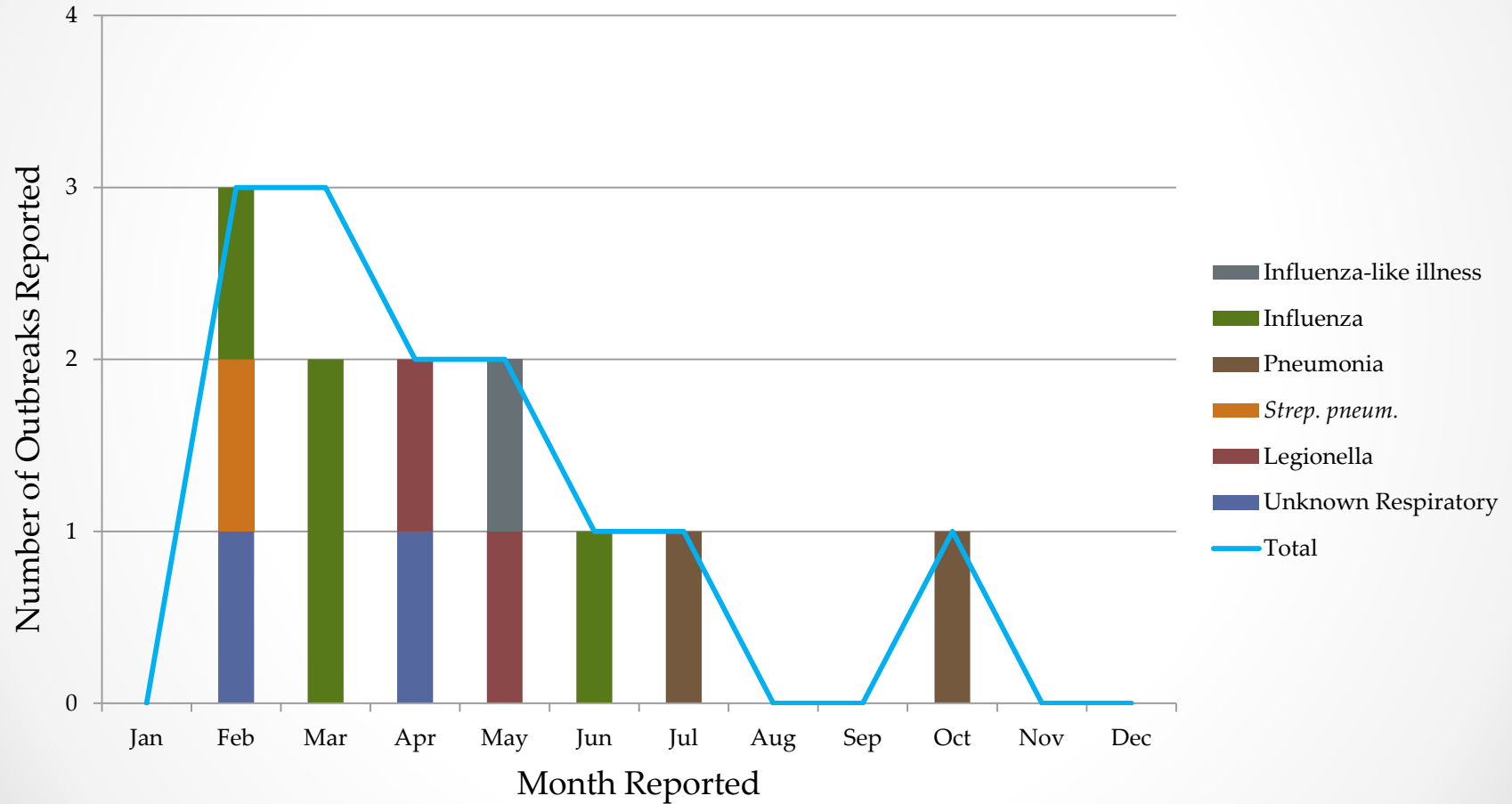
Salmonella Clusters

- 85 PFGE *Salmonella* clusters were reported from 8/4/11 through 8/14/12
- 75 were multi-state clusters
- 10 were Texas only
- 46 of the clusters were reported as 84 outbreak investigations by 19 jurisdictions
- Some jurisdictions did not include PFGE cluster investigations in their tracking reports
- 12 *Salmonella* outbreaks were not initiated by PFGE typing

Enteric Outbreaks and Cluster Investigations by Month Reported

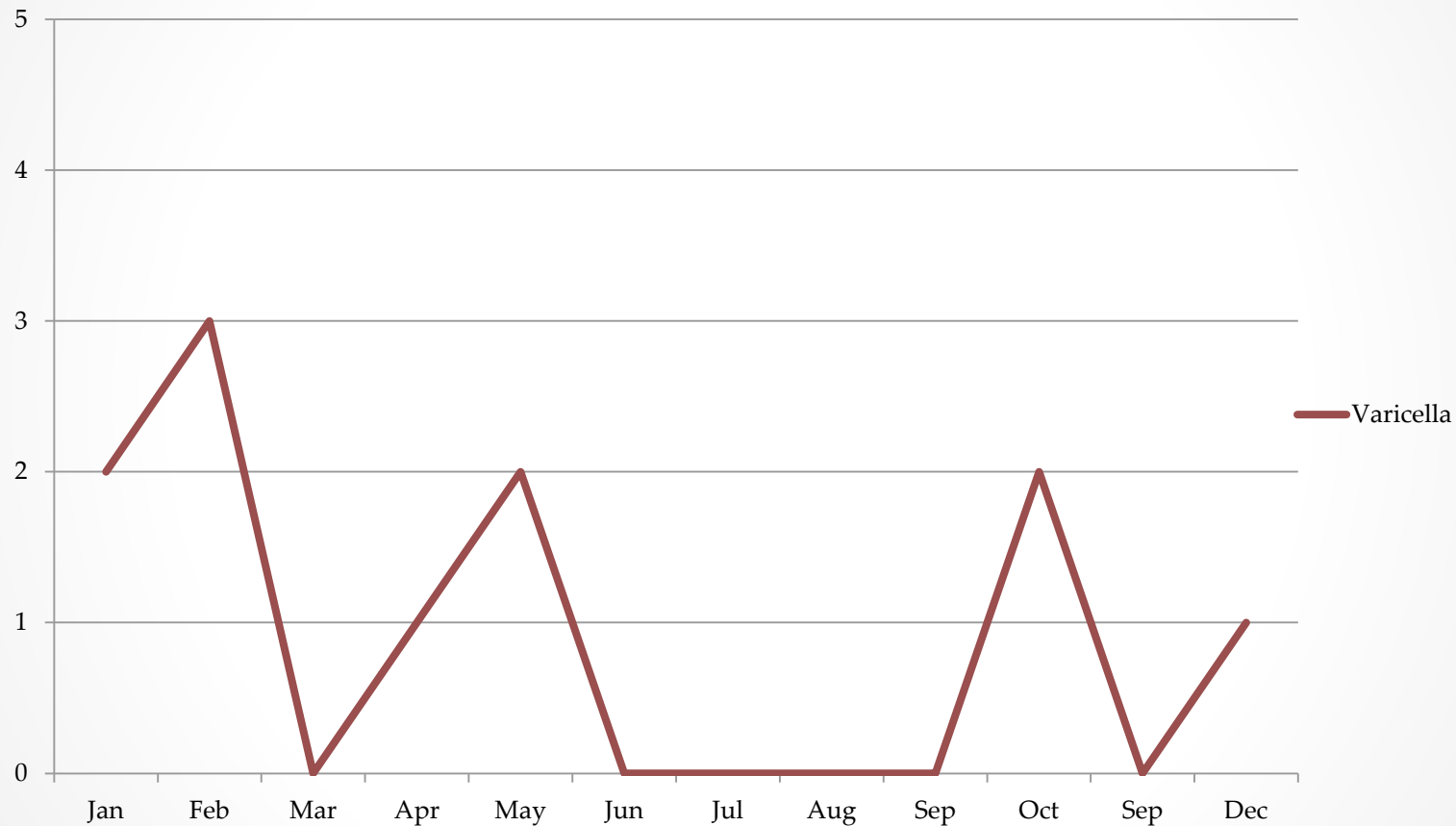


Respiratory Outbreaks by Month Reported



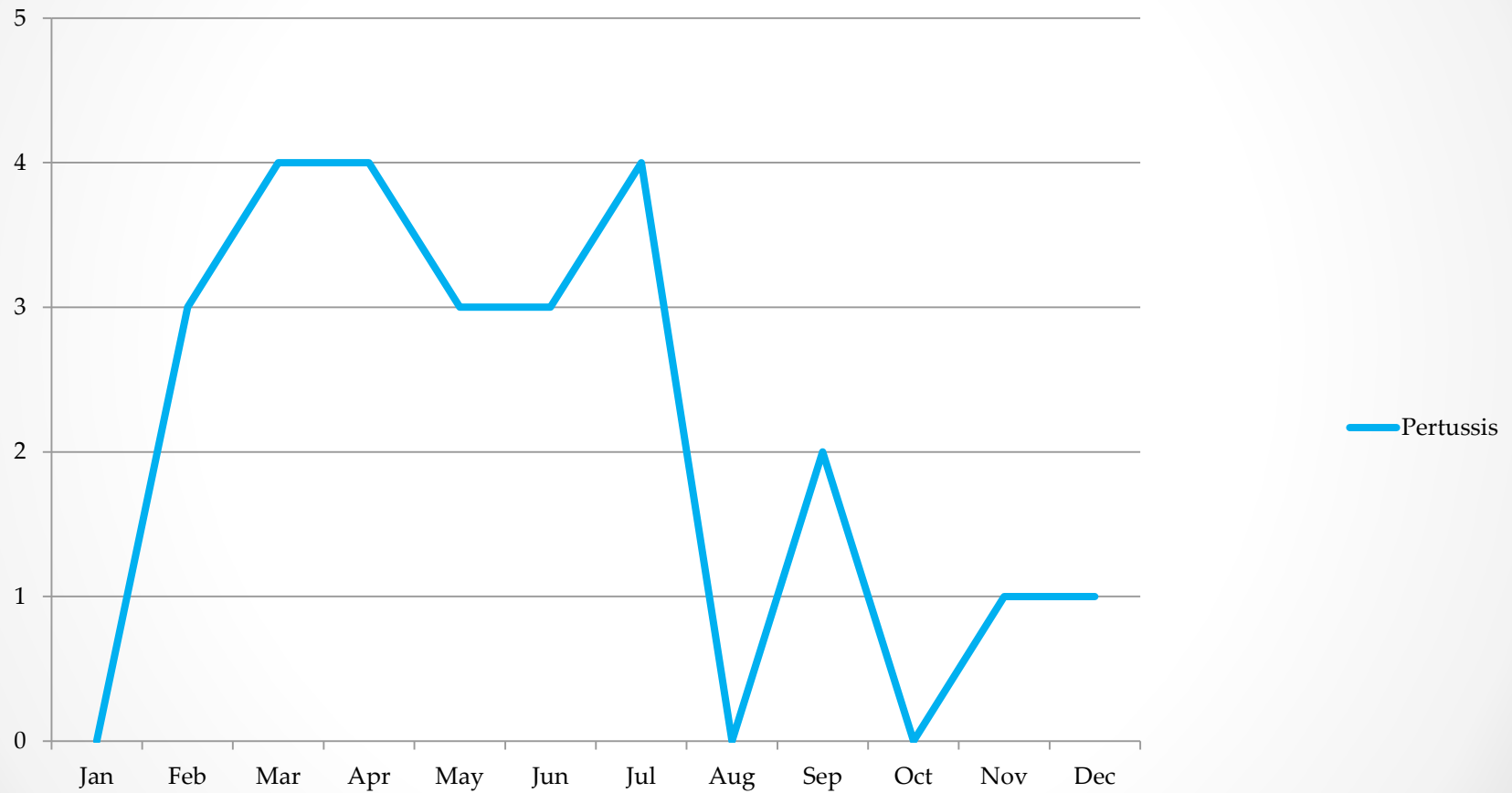


Varicella Outbreaks by Month Reported






Pertussis Outbreaks by Month Reported



Summary Reports

- 268 Outbreaks reported by LHD/RHD staff
 - 262 (98%) - Investigated
 - 160 (61%) – Summary reports written
 - Of 102 without reports, 69 (68%) were Salmonella cluster investigations
 - 132 (83%) – Minimum report elements included by self report



Summary Completeness by Criteria

- Ability to understand
 - What, When, Where Who, Why
 - Public health response
 - Outcome
 - Opportunities for improvement
- Forms
 - Collect details
- Narrative
 - Add details not covered in forms
 - Summarize
 - Reflect

Examples

- Narrative
- Form
- NORS report and addendum

Tips

- Make sure details are visible if NORS printout is used
- Don't include individual case reports or questionnaires, materials provided as resources, etc. Summarize key information.
- Make sure details add up
- Investigation summary notes are useful if brief
- Summary reports not required for investigation of a multi-regional PFGE identified isolate

Next Chapter - Texas Outbreaks

BP-1 7/1/13 – 6/30/14

