

## Surveillance

[En Español](#)


Influenza

(Flu)

ICD-9 487; ICD-10 J10,11

Related Topics: [Protecting Yourself During the Cold and Flu Season](#), [Avian Flu](#), [Vaccine Preventable Diseases](#) and [SARS](#)

### 2006 - 2007 Texas Influenza Surveillance Information

#### Influenza Surveillance Report for MMWR Week 6

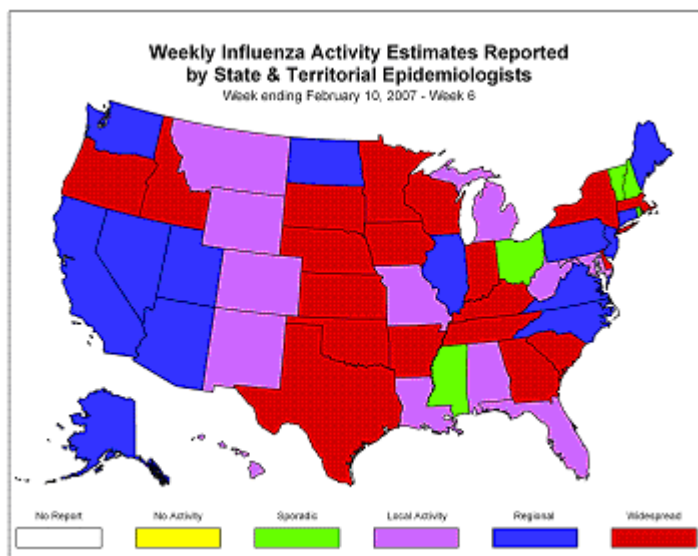
The flu activity level for the week ending February 10, 2007 is **widespread**. This is the third consecutive week of the season that widespread activity has been reported. Widespread activity indicates that at least half of the regions are experiencing an increase in ILI and lab-confirmed (by culture) flu has been identified in those regions.

The DSHS laboratory isolated influenza A/H1 in specimens collected during week 6 from Childress, Dallas, Deaf Smith, Jefferson, Nueces, Starr, Tarrant, and Wichita Counties. Influenza A/H3 was isolated in one specimen from Travis County. Influenza B/Malaysia/2506/2004-like was isolated in specimens from Bexar, Dallas, and Smith Counties. Scott and White Laboratory reported culture confirmed influenza A from Bell, Brazos, Burleson, Falls, Grimes, Hill, McLennan, and Milam Counties and culture confirmed influenza B from Bell, Brazos, and McLennan Counties. The Air Force Institute for Operational Health (AFIOH) reported culture confirmed flu at Lackland and Sheppard Air Force Bases during week 6.

Three influenza-associated pediatric deaths have been reported in Texas since the beginning of 2007. The children were ages 4, 11, and 16. None had significant underlying illness prior to onset. Two had not been vaccinated with the current season's vaccine. Vaccine status of the other case is unknown. All cases were confirmed by rapid test and identified as influenza A. One of the cases also had a positive RT-PCR, which indicated influenza A/H1. Another was confirmed as influenza A by culture. Any isolates will be sent to CDC for further testing. Since October 1, 2006, CDC has received 13 reports of influenza-associated pediatric deaths, three of which were reported during week 6.

Influenza A/H1 continues to be the predominant flu virus circulating in Texas and preliminary data indicates that the 2006-2007 vaccine is well matched. Physicians are urged to continue vaccinating for the flu, especially in children aged 6-59 months, pregnant women, individuals aged > 50, individuals with certain chronic conditions, caretakers of high-risk individuals, and healthcare workers. While not a substitute for vaccination, the antiviral agents, oseltamivir and zanamivir, should be used to treat or prevent flu whenever appropriate.

Several school closures due to influenza were reported during week 6. Schools in Henderson and Van Zandt Counties as well as one school in the Dallas area were closed for up to 2 days due to high absenteeism rates most likely associated with flu. Schools in Brown, Denton, Fisher, Johnson, Parker, and Young Counties have also reported high absenteeism rates; however, no school closures were reported in those counties.

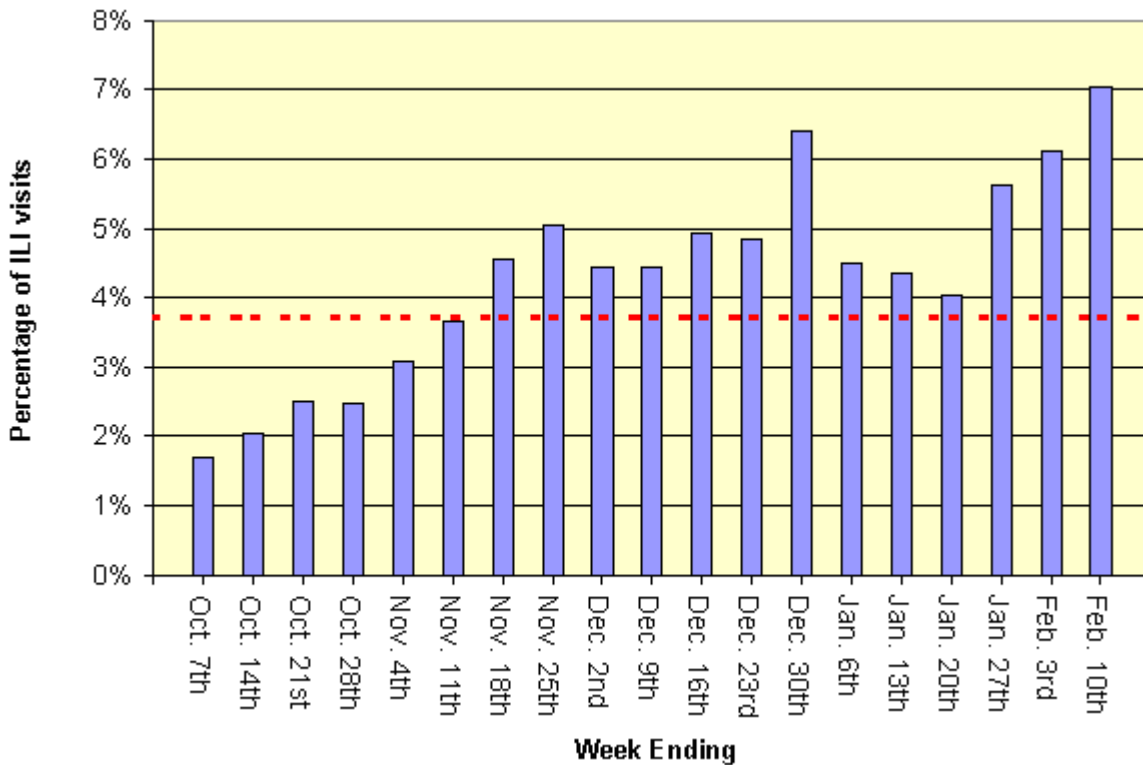


Sixty-two sentinel providers reported influenza-like illness (ILI) for week 6. Of all patient visits during this week, 7.05% were due to ILI. This is the highest of the season to date. The baseline for Texas is 3.71%. The baseline is the mean percentage of patient visits for ILI during non-influenza weeks for the previous three seasons plus two standard deviations.

<b>Percentage of Influenza-Like Illness (ILI) Reported by Sentinel Providers in Texas as of</b>								
Week	# Reporting	Age 0-4	Age 5-24	Age 25-64	Age over 64	Total ILI	Total Patients	% ILI
2006-40	61	71	120	65	9	265	15479	1.71
2006-41	59	104	126	93	14	337	16457	2.04
2006-42	77	250	187	154	44	635	25223	2.51
2006-43	77	219	188	153	20	580	23296	2.48
2006-44	72	235	254	164	39	692	22504	3.07
2006-45	71	356	249	182	42	829	22660	3.65
2006-46	71	495	312	228	62	1097	24033	4.56
2006-47	76	450	277	237	95	1009	19958	5.05
2006-48	78	442	275	302	70	1089	24495	4.44
2006-49	84	374	325	283	96	1078	24229	4.44

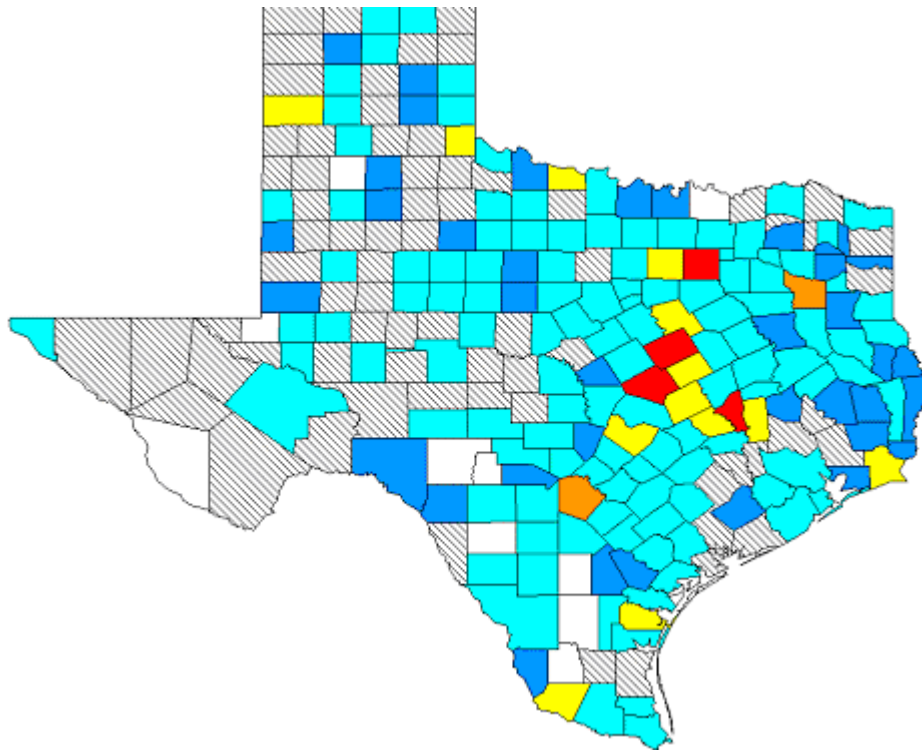
2006-50	72	387	381	252	80	1100	22227	4.94
2006-51	67	349	259	187	50	845	17402	4.85
2006-52	63	460	199	264	104	1027	16039	6.40
2007-01	86	343	219	284	84	930	20681	4.49
2007-02	70	329	244	284	84	941	21612	4.35
2007-03	69	242	223	127	19	611	15135	4.03
2007-04	79	518	475	283	106	1382	24502	5.64
2007-05	81	557	575	375	62	1569	25569	6.13
2007-06	62	445	648	385	39	1517	21504	7.05

**Percentage of Visits Due to Influenza-Like Illness,  
Texas Sentinel Providers Surveillance Network,  
2006-2007 Season**



**Statewide Influenza Activity For the Week Ending February 10, 2007**

**(MMWR Week 6)**



County Influenza Activity Level*	
	No activity
	No report
	No information/ no reporters
	Flu A (culture confirmed)
	Flu B (culture confirmed)
	Flu A and B (culture confirmed)
	Rapid test confirmed flu
	Influenza-like illness only (no laboratory confirmation)

**State Activity Level as Reported to CDC**

- Widespread**
- Regional
- Local
- Sporadic
- No activity

\*Influenza activity level corresponds to current MMWR week only and does not reflect previous weeks' activity.

*Last Updated: Monday, February 26, 2007*

Texas Department of State Health Services - Infectious Disease Control Unit  
 1100 West 49th Street, Suite T801, Mail Code: 1960 PO BOX 149347 - Austin, TX 78714-9347  
 (512) 458-7676 - Fax: (512) 458-7616 - E-Mail

[Topics A-Z / Site Map](#)