



Surveillance

En Español



Influenza
(Flu)

ICD-9 487; ICD-10 J10,11

Related Topics: Protecting Yourself During the Cold and Flu Season, Avian Flu, Vaccine Preventable Diseases and SARS

2006-2007 Texas Influenza Surveillance Information

[Current Flu Activity Report](#) | [Previous Flu Activity Reports](#)

[This page is also available in PDF format](#)

Influenza Surveillance Report for MMWR Week 8

The flu activity level for the week ending February 24, 2007 is **widespread**. This is the fifth consecutive week of the season that widespread activity has been reported. Widespread activity indicates that at least half of the regions are experiencing an increase in ILI and lab-confirmed (by culture) flu has been identified in those regions.

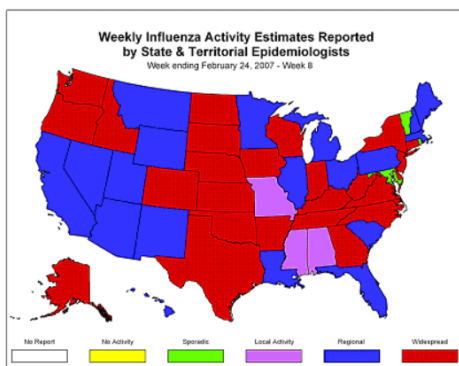
The DSHS laboratory isolated influenza in specimens collected during week 8 from the following counties:

A/H1		A/H3		B/Malaysia	
Bexar	Jim Hogg	Travis		Travis	
Colorado	Jim Wells				
Dallas	San Patricio				
Deaf Smith	Starr				
Duval	Travis				

Scott and White Laboratory reported culture confirmed influenza A from Bell, Brazos, Falls, Hill, McLennan, Milam and Waller Counties and culture confirmed influenza B from Bell, Burnet, and McLennan Counties.

CDC has confirmed that one of the isolates submitted by the DSHS lab for strain characterization has been identified as A/Solomon Islands/3/2006-like (H1N1). The specimen was collected on 12/20/06 from a patient in Galveston County. According to the World Health Organization (WHO), an increasing proportion of viruses tested by hemagglutination-inhibition have shown greater antigenic similarity to A/Solomon Islands/3/2006 than to A/New Caledonia/20/99 (the current H1N1 vaccine component). Based on these results, WHO has recommended that an A/Solomon Islands/3/2006-like (H1N1) virus be included in the 2007-2008 vaccine for the Northern Hemisphere.

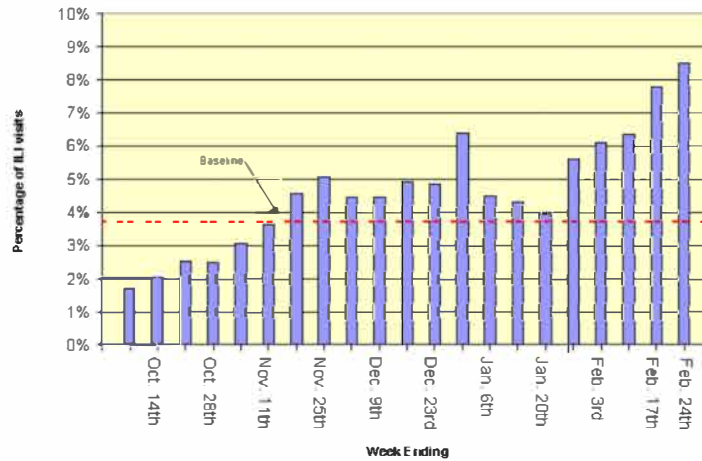
During week 8, one school closure was reported in Clay County due to high absenteeism rates most likely associated with flu. An ISD in Sabine County reported absenteeism rates as high as 12% due to influenza-like illness.



Seventy-one sentinel providers reported influenza-like illness (ILI) for week 8. Of all patient visits during this week, 8.51% were due to ILI. This is the highest of the season to date and more than twice the baseline. The baseline for Texas is 3.71%. The baseline is the mean percentage of patient visits for ILI during non-influenza weeks for the previous three seasons plus two standard deviations.

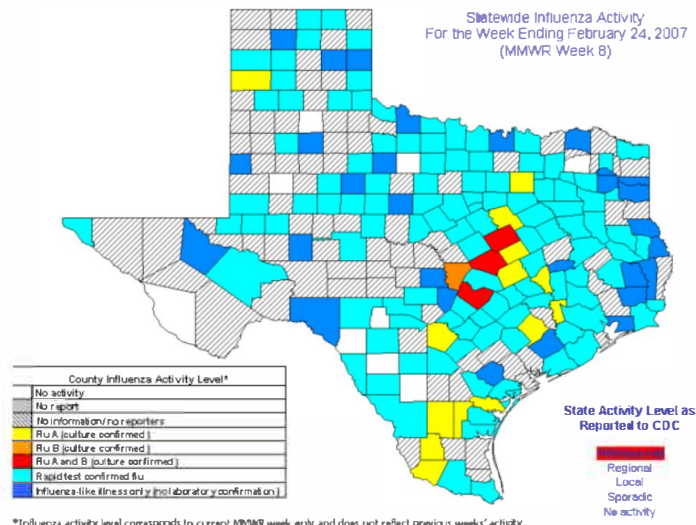
Percentage of Influenza-Like Illness (ILI) Reported by Sentinel Providers in Texas as of 2/26/07								
Week	# Reporting	Age 0-4	Age 5-24	Age 25-64	Age over 64	Total ILI	Total Patients	% ILI
2006-40	61	71	120	65	9	265	15479	1.71
2006-41	59	104	126	93	14	337	16457	2.04
2006-42	77	250	187	154	44	635	25223	2.51
2006-43	77	219	188	153	20	580	23296	2.48
2006-44	72	235	254	164	39	692	22504	3.07
2006-45	71	356	249	182	42	829	22660	3.65
2006-46	71	495	312	228	62	1097	24033	4.56
2006-47	76	450	277	237	95	1009	19958	5.05
2006-48	78	442	275	302	70	1089	24495	4.44
2006-49	84	374	325	283	96	1078	24229	4.44
2006-50	72	387	381	252	80	1100	22227	4.94
2006-51	67	349	259	187	50	845	17402	4.85
2006-52	63	460	199	264	104	1027	16039	6.40
2007-01	86	343	221	284	84	932	20681	4.50
2007-02	72	329	244	284	84	941	21819	4.31
2007-03	70	242	223	128	19	612	15461	3.95
2007-04	80	518	475	283	106	1382	24696	5.59
2007-05	82	557	578	377	62	1574	25804	6.09
2007-06	74	474	746	431	43	1694	26560	6.37
2007-07	74	474	746	462	71	1956	25167	7.77
2007-08	71	602	814	523	151	2090	24557	8.51

Percentage of Visits Due to Influenza-Like Illness, Texas Sentinel Providers Surveillance Network, 2006-2007 Season



For more information on flu surveillance activities in the State of Texas, please visit the following website:

<http://www.dshs.state.tx.us/idcu/disease/influenza/surveillance/>



*Influenza activity level corresponds to current MMWR week only and does not reflect previous weeks' activity.

*Influenza activity level corresponds to current MMWR week only and does not reflect previous weeks' activity.

2006 - 2007 Texas Influenza Surveillance Information --- Flu Reports

For the week ending: 10/7/06; 10/14/06; 10/21/06; 10/28/06; 11/04/06; 11/11/06; 11/18/06; 12/02/06; 12/09/06; 12/16/06; 12/23/06; 12/30/06; 1/06/07; 1/13/07; 1/20/07; 1/27/07; 2/10/07; 2/17/07; 2/24/07; 3/03/07; 3/10/07; 3/17/07; 3/24/07; 3/31/07; 4/07/07; 4/14/07; 5/05/07

Last Updated: Wednesday, March 18, 2009

Texas Department of State Health Services - Infectious Disease Control Unit
1100 West 49th Street, Suite T801, Mail Code: 1960 PO BOX 149347 - Austin, TX 78714-9347
(512) 458-767 ax: (512) 458-7616 - [E-Mail](#)

[Topics A-Z / Site Map](#)