



## Surveillance

[En Español](#)



Influenza  
(Flu)

ICD-9 487; ICD-10 J10,11

Related Topics: [Protecting Yourself During the Cold and Flu Season](#), [Avian Flu](#), [Vaccine Preventable Diseases](#) and [SARS](#)

### 2006-2007 Texas Influenza Surveillance Information

#### Influenza Surveillance Report for MMWR Week 10

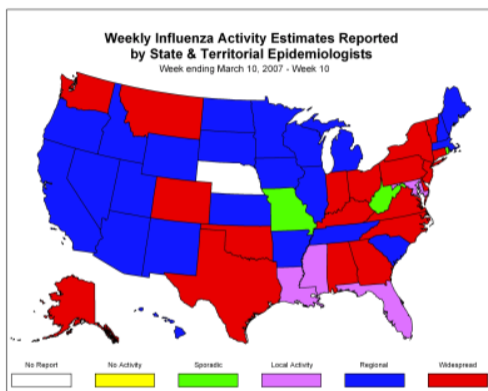
The flu activity level for the week ending March 10, 2007 is *widespread*. This is the seventh consecutive week of the season that widespread activity has been reported. Widespread activity indicates that at least half of the regions are experiencing an increase in ILI and lab-confirmed (by culture) flu has been identified in those regions.

Overall, flu activity appears to be decreasing across the state.

The DSHS laboratory isolated influenza in specimens collected during week 10 from the following counties:

A/H1	A/H3	B/Malaysia	B/Shanghai
Dallas	Dallas	Dallas	
Ellis	Hansford	Nacogdoches	
El Paso		McLennan	
Erath		Wilson	
Hansford			
Jim Wells			
Kleberg			
Moore			
Nacogdoches			
Nueces			

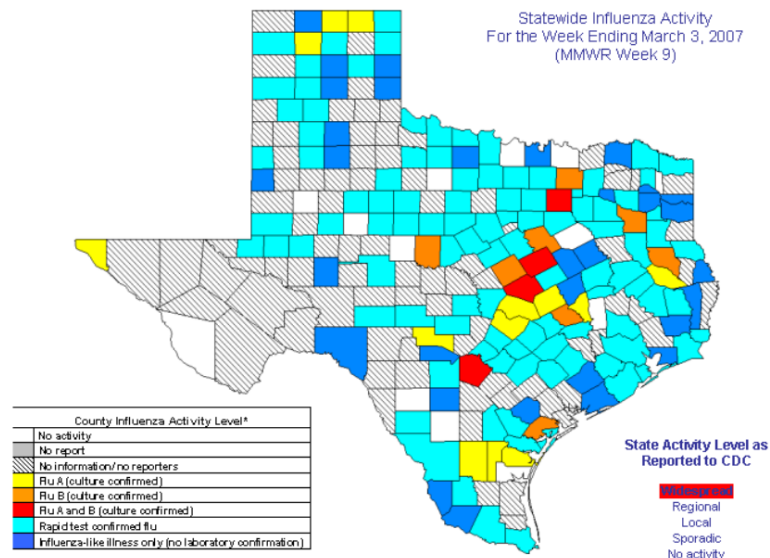
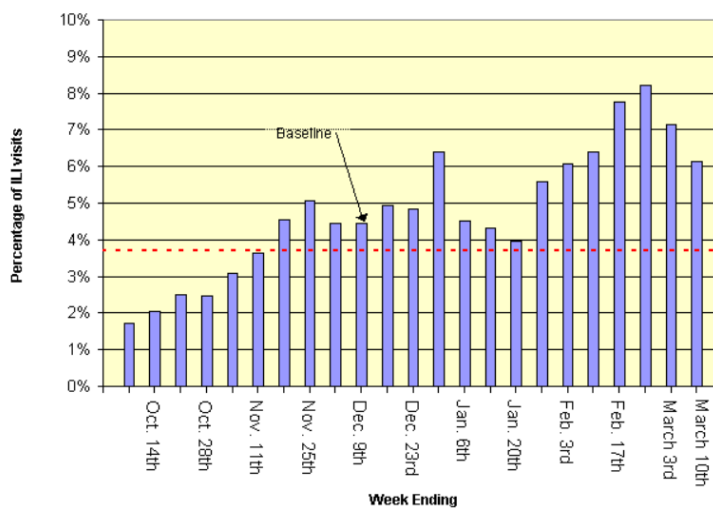
In addition, Scott and White Laboratory reported culture confirmed influenza A from Bell, Brazos, Burleson, Leon, Milam, McLennan, and Williamson Counties and culture confirmed influenza B from Bell, Falls, and McLennan Counties. The Air Force Institute for Operational Health (AFIOH) laboratory reported no confirmed flu during week 10. No school closures or institutional outbreaks were reported during week 10.



[Return to the Top of the Page](#)

Percentage of Influenza-Like Illness (ILI) Reported by Sentinel Providers in Texas as of 3/10/07									
Week	# Reporting	Age 0-4	Age 5-24	Age 25-64	Age over 64	Total ILI	Total Patients	% ILI	
2006-40	61	71	120	65	9	265	15479	1.71	
2006-41	59	104	126	93	14	337	16457	2.04	
2006-42	77	250	187	154	44	635	25223	2.51	
2006-43	77	219	188	153	20	580	23296	2.48	
2006-44	72	235	254	164	39	692	22504	3.07	
2006-45	71	356	249	182	42	829	22660	3.65	
2006-46	71	495	312	228	62	1097	24033	4.56	
2006-47	76	450	277	237	95	1009	19958	5.05	
2006-48	78	442	275	302	70	1089	24495	4.44	
2006-49	84	374	325	283	96	1078	24229	4.44	
2006-50	72	387	381	252	80	1100	22227	4.94	
2006-51	67	349	259	187	50	845	17402	4.85	
2006-52	63	460	199	264	104	1027	16039	6.40	
2007-01	86	343	221	284	84	932	20681	4.50	
2007-02	72	329	244	284	84	941	21819	4.31	
2007-03	70	242	223	128	19	612	15461	3.95	
2007-04	80	518	475	283	106	1382	24696	5.59	
2007-05	82	560	580	380	62	1582	25999	6.08	
2007-06	74	479	753	434	43	1709	26741	6.39	
2007-07	82	685	755	466	71	1977	25436	7.77	
2007-08	80	658	893	546	159	2256	27487	8.2	
2007-09	76	585	661	475	132	1853	25965	7.13	
2007-10	71	458	476	320	64	1318	21492	6.13	

Percentage of Visits Due to Influenza-Like Illness, Texas Sentinel Providers Surveillance Network, 2006-2007 Season



\*Influenza activity level corresponds to current MMWR week only and does not reflect previous weeks' activity.

\*Influenza activity level corresponds to current MMWR week only and does not reflect previous weeks' activity.

**2006 - 2007 Texas Influenza Surveillance Information --- Flu Reports**

For the week ending: 10/7/06; 10/14/06; 10/21/06; 10/28/06; 11/04/06; 11/11/06; 11/18/06; 12/02/06; 12/09/06; 12/16/06; 12/23/06; 12/30/06; 1/06/07; 1/13/07; 1/20/07; 1/27/07; 2/10/07; 2/17/07; 2/24/07; 3/03/07; 3/10/07; 3/17/07; 3/24/07; 3/31/07; 4/07/07; 4/14/07; 5/05/07

*Last Updated: Thursday, March 19, 2009*

Texas Department of State Health Services - Infectious Disease Control Unit  
1100 West 49th Street, Suite T801, Mail Code: 1960 PO BOX 149347 - Austin, TX 78714-9347  
(512) 458-767    ax: (512) 458-7616 - [E-Mail](#)

[Topics A-Z / Site Map](#)