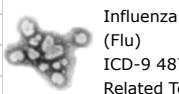


- IDCU Home**
- Infectious Diseases A-C »**
- D-G »**
- H-L »**
- M-Q »**
- R-S »**
- T-Z»**
- IDCU Health Topics »**
- Disease Reporting »**
- Related Rules & Regulations »**
- About IDCU »**
- Related DSHS Sites »**

IDCU Home » Influenza » **Surveillance** » 2009 » Week_13: Surveillance

Surveillance

En Español



Influenza (Flu)
ICD-9 487; ICD-10 J10,11
Related Topics: Protecting Yourself During the Cold and Flu Season, Avian Flu, Vaccine Preventable Diseases and SARS

2008 - 2009 Texas Influenza Surveillance Information

Influenza Surveillance Report for MMWR Week 13

The influenza (flu) activity level for Texas for the week ending April 4, 2009 was "local." During week 13, 17 (3.7%) specimens tested by NREVSS laboratories in Texas were positive for influenza. The percentage of visits for influenza-like illness as reported by ILINet providers in Texas was below the regional baseline.

Reports from Health Service Regions

Reports were received from all Health Service Regions (HSRs) for week 13. HSRs 8 and 11 reported the same level of flu activity compared to week 12. All other HSRs reported a decreased level of flu activity compared to week 12. For a map of Health Service Regions, please visit the following website:

<http://www.dshs.state.tx.us/regions/state.shtm>

Laboratory Results

During week 13, nine hospital laboratories and public health agencies across Texas reported conducting a total of 460 influenza tests (antigen, culture, and PCR) to the National Respiratory and Enteric Virus Surveillance System (NREVSS) sponsored by the Centers for Disease Control and Prevention (CDC). Of the 357 antigen detection tests that were performed, 6 were positive for influenza A/not subtyped and 7 were positive for influenza B. The positive results were reported from Harris, Lubbock, Nueces, and Tarrant counties. One PCR test positive for influenza A/not subtyped and seven PCR tests positive for influenza B were reported for Bell, Harris, and Tarrant counties. [There may be some overlap in the PCR and culture positive results described in this report (i.e., some of the PCR results may be from some of the same patients as the culture results).] A total of 5 reports of culture-confirmed influenza were received from public health laboratories, Scott & White Memorial Hospital in Temple, the United States Air Force School of Aerospace Medicine, NREVSS, and other sources for the following counties:

Influenza A/H1	Influenza A/H3	Influenza A/not subtyped	Influenza B
(none)	(none)	(none)	Bexar County
			Dallas County
			El Paso County (2)
			Wichita County

Additional positive results from point-of-care rapid flu tests were reported by providers throughout the state (see Texas map below).

Antigenic Characterization

CDC has reported antigenic characterization results from 41 influenza isolates [18 influenza A/H1, 5 influenza A/H3, and 18 influenza B viruses] received from the DSHS Laboratory since the beginning of the 2008-09 flu season.

Influenza A/H1 [18]

- All 18 viruses were characterized as A/Brisbane/59/2007, the influenza A/H1 component of the 2008-09 influenza vaccine for the Northern Hemisphere.

Influenza A/H3 [5]

- All 5 viruses were characterized as A/Brisbane/10/2007, the influenza A/H3 component of the 2008-09 influenza vaccine for the Northern Hemisphere.

Influenza B (B/Victoria/02/87 and B/Yamagata/16/88 lineages) [18]

- Victoria lineage [12]
 - Two (17%) of the twelve viruses were characterized as B/Ohio/01/2005-like viruses.
 - Ten (83%) of the twelve viruses showed somewhat reduced titers with antisera produced against B/Malaysia/2506/2004 and B/Ohio/01/2005.
- Yamagata lineage [6]
 - Six viruses were characterized as B/Florida/4/2006, the influenza B component for the 2008-09 influenza vaccine for the Northern Hemisphere.

Antiviral Resistance

Since September 28, 2008, 20 influenza A/H1 isolates, 5 influenza A/H3 isolates, and 17 influenza B isolates from the DSHS laboratory have been tested by CDC for antiviral resistance.

	Isolates Tested (n)	Resistant Viruses, Number (%)		Isolates Tested (n)	Resistant Viruses, Number (%)
		Oseltamivir	Zanamivir		Adamantanes
Influenza A/H1	20	19 (95%)	0 (0)	20	0 (0)

Influenza A/H3	5	0 (0)	0 (0)	5	5 (100%)
Influenza B	17	0 (0)	0 (0)	N/A*	N/A*

*Adamantanes are not effective against influenza B viruses.

CDC has issued interim recommendations for use of antiviral medications in the 2008-09 influenza season. Those recommendations are available at: <http://www.cdc.gov/flu/professionals/antivirals/index.htm>.

Influenza-Associated Pediatric Mortality

Two influenza-associated pediatric fatalities were reported during week 13. The first death occurred during MMWR week 12 in an 11-year-old resident of Health Service Region 11 with a significant underlying medical condition. A specimen from the child was positive by indirect fluorescent antibody (IFA) and enzyme immunoassay (EIA) for influenza B. The influenza vaccination status of the child is not known. The second death occurred during MMWR week 13 in a 14-year-old resident of Health Service Region 6 with significant underlying medical conditions. A specimen from the child was positive for influenza B by IFA and EIA tests. The influenza vaccination status of the child is not known. Texas has reported ten influenza-associated pediatric fatalities during the 2008-09 influenza season.

School Closures and Institutional Outbreaks

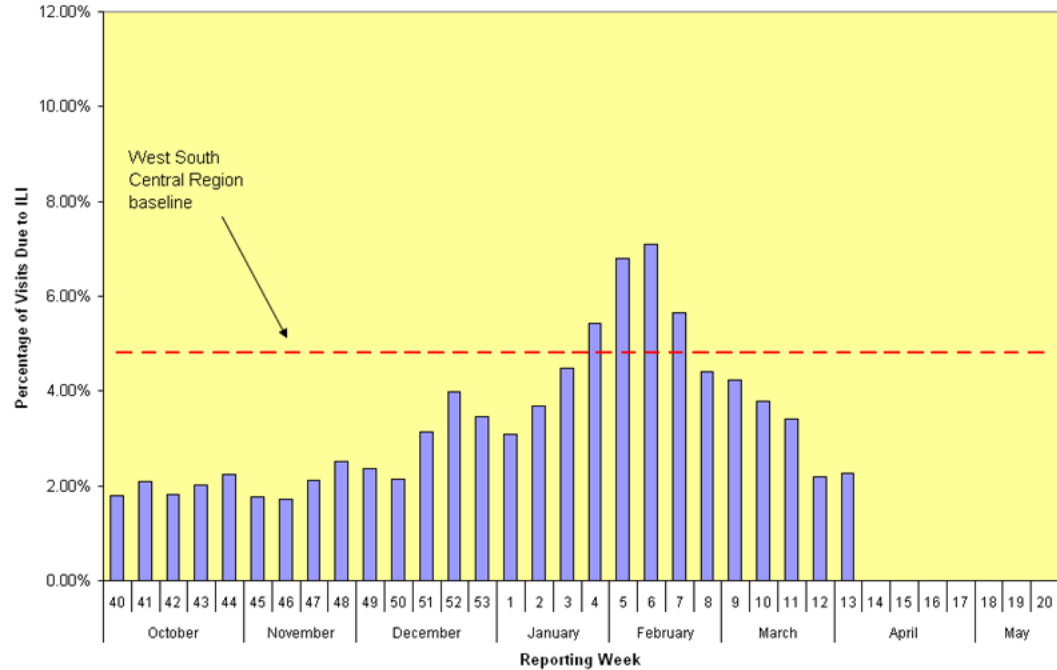
No school closures or institutional outbreaks were reported in week 13.

U.S. Outpatient Influenza-like Illness Surveillance Network

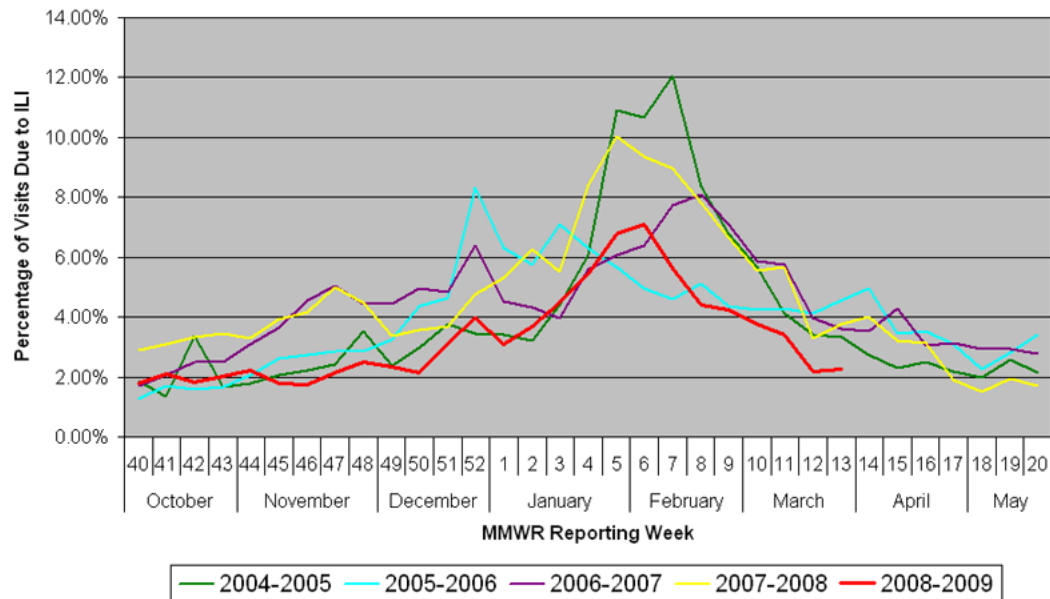
Forty-one providers in Texas reported data to the U.S. Outpatient Influenza-like Illness Surveillance Network (ILINet) (formerly known as the U.S. Influenza Sentinel Provider Surveillance System) on patients with influenza-like illness (ILI) and total patients seen for any reason during week 13. Of the 40 providers who reported seeing patients during week 13, 12 (30%) saw at least one patient with ILI. Of all patient visits during this week, 2.27% were due to ILI. The ILI baseline for the West South Central Region (Arkansas, Louisiana, Oklahoma, and Texas) of the United States is 4.8% for the 2008-2009 season. The baseline is the mean percentage of patient visits for ILI during non-influenza weeks for the previous three seasons plus two standard deviations.

Week	# Reporting	Age 0-4	Age 5-24	Age 25-64	Age over 64	Total ILI	Total Patients	% ILI
2008-40	78	84	133	127	22	366	20333	1.80
2008-41	78	114	163	124	19	420	20105	2.09
2008-42	79	107	156	90	7	360	19746	1.82
2008-43	79	120	152	106	20	398	19740	2.02
2008-44	80	136	199	103	26	464	20737	2.24
2008-45	78	110	111	122	27	370	20835	1.78
2008-46	73	110	106	103	23	342	19771	1.73
2008-47	75	137	143	122	19	421	19806	2.13
2008-48	79	131	132	125	37	425	16905	2.51
2008-49	77	143	159	153	24	479	20343	2.35
2008-50	75	133	146	108	28	415	19330	2.15
2008-51	69	172	177	175	24	548	17531	3.13
2008-52	76	194	153	154	34	535	13431	3.98
2008-53	77	176	141	165	46	528	15222	3.47
2009-01	78	162	182	188	38	570	18518	3.08
2009-02	77	178	287	235	41	741	20094	3.69
2009-03	78	174	468	341	43	1026	22951	4.47
2009-04	78	260	679	332	47	1318	24244	5.44
2009-05	73	282	883	465	40	1670	24590	6.79
2009-06	79	301	964	391	59	1715	24162	7.10
2009-07	79	320	814	316	57	1507	26669	5.65
2009-08	73	221	552	283	57	1113	25314	4.40
2009-09	75	193	417	244	71	925	21800	4.24
2009-10	78	221	322	210	77	830	21958	3.78
2009-11	72	159	259	168	58	644	18841	3.42
2009-12	60	90	133	169	15	407	18587	2.19
2009-13	41	62	97	142	11	312	13744	2.27

**Percentage of Visits Due to Influenza-Like Illness (ILI),
Texas Providers in the U.S. Outpatient Influenza-like Illness Surveillance Network,
2008–2009**

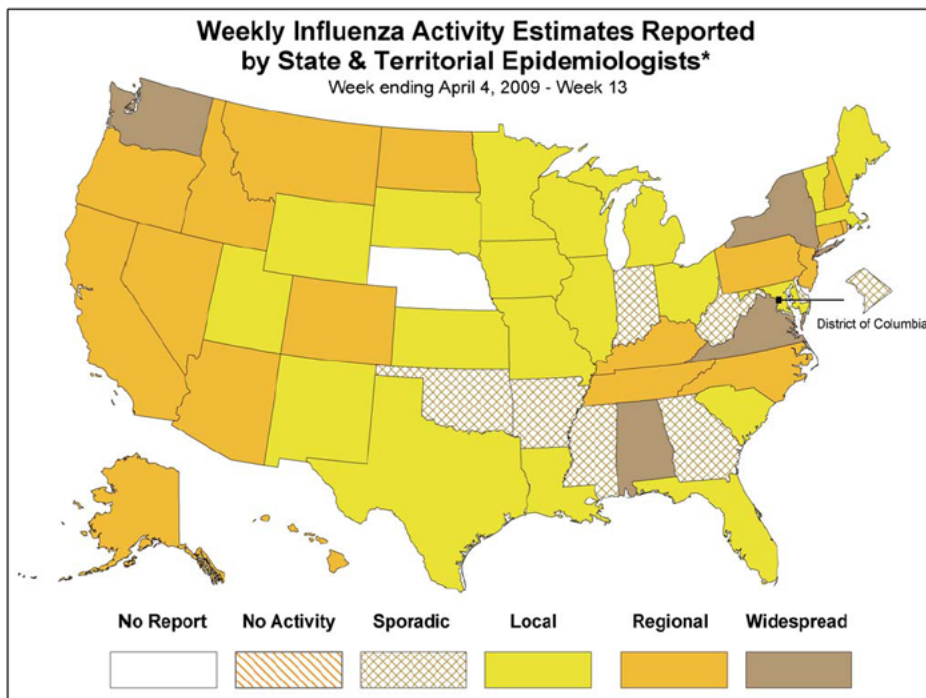


**Influenza-Like Illness (ILI) Data
Texas Providers in the U.S. Outpatient Influenza-like Illness Surveillance Network
Flu Seasons 2004–2009**



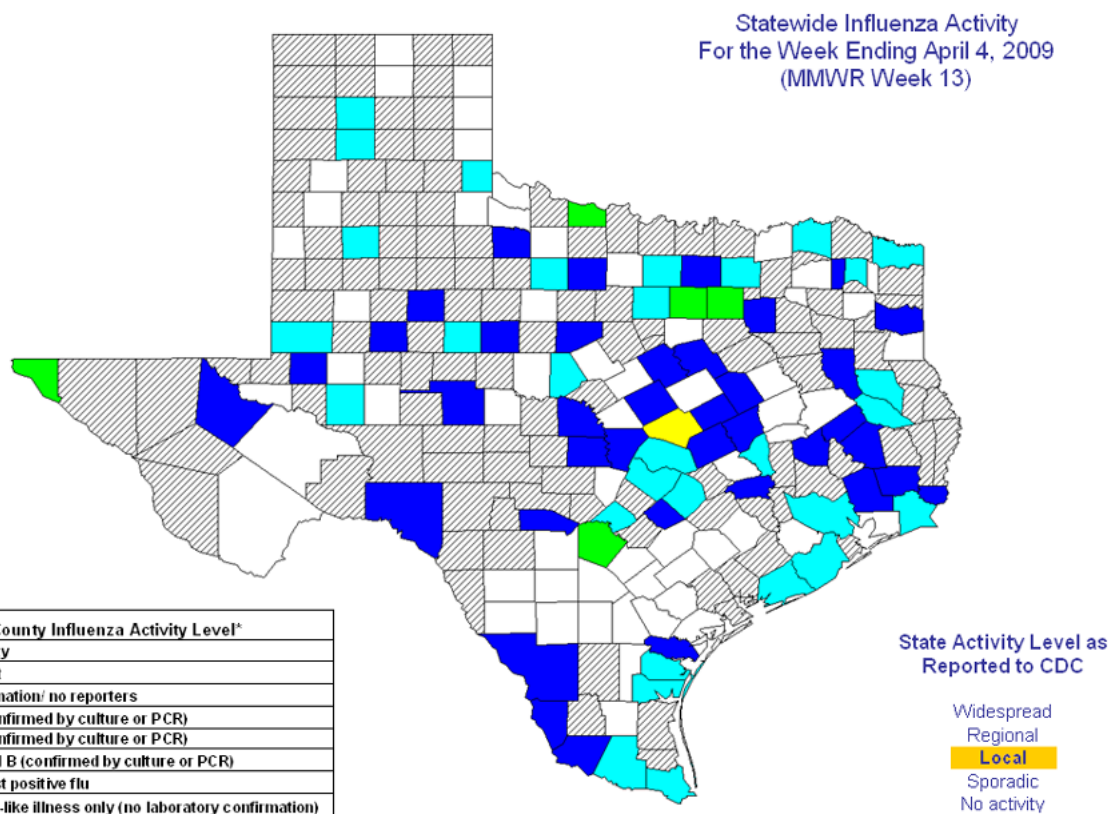
National Influenza Activity Map

The map showing influenza activity in the United States for MMWR week 13 is displayed below. The current U.S. flu weekly report may be found at: [here](#).



*This map indicates geographic spread and does not measure the severity of influenza activity.

For more information on flu surveillance activities in the State of Texas, please visit our main surveillance page.



*Influenza activity level corresponds to current MMWR week only and does not reflect previous weeks' activity.

Last Updated: Friday, April 10, 2009

Texas Department of State Health Services - Infectious Disease Control Unit
 1100 West 49th Street, Suite T801, Mail Code: 1960 PO BOX 149347 - Austin, TX 78714-9347
 (512) 458-7676 - Fax: (512) 458-7616 - E-Mail

[Topics A-Z / Site Map](#)

