



Surveillance

[Topics A-Z](#) [Contact IDCU](#)

[IDCU Home](#) » [Influenza](#) » [Surveillance](#) » [2009](#) » [Week 26: Surveillance](#)

[EAID Home](#)



Influenza  
(Flu)

ICD-9 487; ICD-10 J10,11

Related Topics: [Protecting Yourself During the Cold and Flu Season](#), [Avian Flu](#), [Vaccine Preventable Diseases](#), [Asthma](#) and [SARS](#)

[Antiviral Guidance](#) [Conferences](#) [Other Sites](#) [Overview](#) [Reporting](#) [Surveillance](#) [Handbook](#) [Vaccine](#)

[ILINet](#)   [2010-2011](#)   [2009 - 2010](#)   [2008 - 2009](#)   [2007 - 2008](#)   [2006 - 2007](#)   [2005 - 2006](#)   [2004 - 2005](#)  
[2003 - 2004](#)   [2002 - 2003](#)   [2001 - 2002](#)   [2000 - 2001](#)   [1999 - 2000](#)   [1998 - 1999](#)



**2008 - 2009 Texas Influenza Surveillance Information**

**[Current Flu Activity Report in PDF Format](#)**

**Influenza Surveillance Report for MMWR Week 26**

The influenza (flu) activity level for Texas for the week ending July 4, 2009 was "local." During week 26, 112 (18.0%) specimens tested by NREVSS laboratories in Texas were positive for influenza. The percentage of visits for influenza-like illness as reported by ILINet providers in Texas was below the regional baseline.

**Reports from Health Service Regions**

Reports were received from all Health Service Regions (HSRs) for week 26. HSRs 6/5, 7, 8, 9/10, and 11 reported the same level of flu activity compared to week 25. HSRs 1, 2/3, and 4/5N reported a decreased level of flu activity compared to week 25. For a map of Health Service Regions, please visit the following website:

[www.dshs.state.tx.us/regions/state.shtm](http://www.dshs.state.tx.us/regions/state.shtm)

**Laboratory Results**

During week 26, nine hospital laboratories and public health agencies across Texas reported conducting a total of 621 influenza tests (antigen, culture, and PCR) to the National Respiratory and Enteric Virus Surveillance System ([NREVSS](#)) sponsored by the Centers for Disease Control and Prevention (CDC). Of the 366 antigen detection tests that were performed, 52 were positive for influenza A/not subtyped. The positive results were reported from Bell, Bexar, Dallas, Harris, and Nueces counties.

A total of 21 reports of PCR- or culture-confirmed seasonal or unsubtype influenza were received from public health laboratories and Texas Children's Hospital in Houston for the following counties during week 26 (June 28-July 4):

Influenza A/H1 (seasonal)	Influenza A/H3	Influenza A/not subtyped	Influenza B
(none)	Travis County (2)	Harris County (18)	(none)

## Smith County

Positive point-of-care rapid tests for influenza were reported by providers throughout the state (see county map below).

### Novel Influenza A Virus Infections

Case investigations are ongoing, and the number of confirmed cases changes frequently. Please see the DSHS website ([www.dshs.state.tx.us/swineflu/default.shtm](http://www.dshs.state.tx.us/swineflu/default.shtm)) and the CDC website (<http://www.cdc.gov/h1n1flu/>) for more information on the current investigation.

### Antigenic Characterization

CDC has reported antigenic characterization results from 51 seasonal influenza isolates [20 influenza A/H1, 8 influenza A/H3, and 23 influenza B viruses] and 2 novel influenza A H1N1 viruses received from the DSHS Laboratory since the beginning of the 2008–09 flu season. Influenza A/H1 [20]

- All 20 viruses were characterized as A/Brisbane/59/2007, the influenza A/H1 component of the 2008–09 influenza vaccine for the Northern Hemisphere.

Influenza A/H3 [8]

- All 8 viruses were characterized as A/Brisbane/10/2007, the influenza A/H3 component of the 2008-09 influenza vaccine for the Northern Hemisphere.

Influenza B (B/Victoria/02/87 and B/Yamagata/16/88 lineages) [23]

Victoria lineage [16]

- Sixteen of the influenza B viruses were characterized as belonging to the B/Victoria lineage.

Yamagata lineage [7]

- Seven viruses were characterized as B/Florida/4/2006, the influenza B component for the 2008-09 influenza vaccine for the Northern Hemisphere.

Novel influenza A/H1 [2]

- Both viruses were characterized as A/California/07/2009-like (H1N1), the reference virus selected by WHO as a candidate for the novel influenza A H1N1 vaccine.

### Antiviral Resistance

Since September 28, 2008, 22 seasonal influenza A/H1 isolates, 7 influenza A/H3 isolates, 22 influenza B isolates, and 1 novel influenza A H1N1 isolate from the DSHS laboratory have been tested by CDC for antiviral resistance.

Flu Types/Subtypes	Isolates Tested (n)	Resistant Viruses, Number (%)		Isolates Tested (n)	Resistant Viruses, Number (%)
		Oseltamivir	Zanamivir		
Influenza A/H1 (seasonal)	22	22 (100%)	0 (0)	22	0 (0)
Influenza A/H3	7	0 (0)	0 (0)	7	7 (100%)
Influenza B	22	0 (0)	0 (0)	N/A*	N/A*
Influenza A/H1 (novel)	1	0 (0)	0 (0)	1	1 (100%)

\*Adamantanes are not effective against influenza B viruses.

CDC has issued interim recommendations for use of antiviral medications in the 2008-09 influenza season. Those recommendations are available at:

<http://www.cdc.gov/flu/professionals/antivirals/index.htm>.

### Influenza-Associated Pediatric Mortality

No influenza-associated pediatric fatalities were reported during week 26. Texas has reported thirteen influenza-associated pediatric fatalities during the 2008-09 influenza season.

**School Closures and Institutional Outbreaks**

HSR 11 reported an outbreak of ILI among staff and attendees in a daycare during week 26. The facility was not closed. CDC has issued interim guidance for cases of novel influenza A H1N1 in summer camps. This guidance is available at

<http://www.cdc.gov/h1n1flu/camp.htm>.

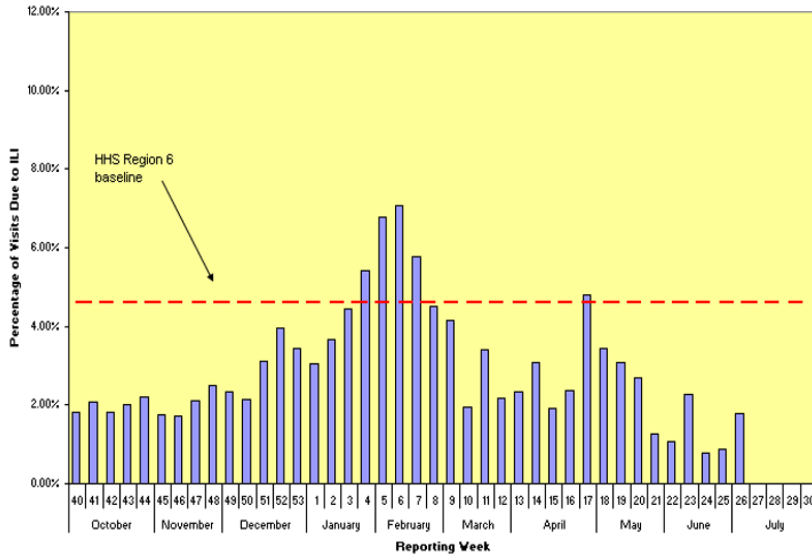
**U.S. Outpatient Influenza-like Illness Surveillance Network**

Forty-one providers in Texas reported data to the U.S. Outpatient Influenza-like Illness Surveillance Network (ILINet) (formerly known as the U.S. Influenza Sentinel Provider Surveillance System) on patients with influenza-like illness (ILI) and total patients seen for any reason during week 26. Nineteen (46%) of the providers saw at least one patient with ILI. Of all patient visits during this week, 1.78% were due to ILI. The ILI baseline for HHS Region 6 (Arkansas, Louisiana, New Mexico, Oklahoma, and Texas) of the United States is 4.6% for the 2008-2009 season. The baseline is the mean percentage of patient visits for ILI during non-influenza weeks for the previous three seasons plus two standard deviations.

Percentage of Visits for Influenza-Like Illness Reported by the US Outpatient Influenza-Like Illness Surveillance Network (ILINet) in Texas as of 7/9/2009 6:47:38 PM								
week	# Reporting	Age 0-4	Age 5-24	Age 25-64	Age over 64	Total ILI	Total Patients	% ILI
2008-40	78	84	133	127	22	366	20333	1.80
2008-41	78	114	163	124	19	420	20105	2.09
2008-42	79	107	156	90	7	360	19746	1.82
2008-43	80	120	152	106	20	398	19857	2.00
2008-44	82	136	199	104	26	465	20972	2.22
2008-45	79	110	111	122	27	370	20959	1.77
2008-46	74	110	107	103	23	343	19890	1.72
2008-47	76	137	143	122	19	421	19907	2.11
2008-48	80	132	132	125	37	426	17012	2.50
2008-49	78	143	159	153	24	479	20446	2.34
2008-50	76	133	146	108	28	415	19450	2.13
2008-51	70	172	177	175	24	548	17663	3.10
2008-52	77	194	153	154	34	535	13509	3.96
2008-53	78	176	141	165	46	528	15329	3.44
2009-01	79	162	182	188	38	570	18646	3.06
2009-02	78	178	287	235	41	741	20222	3.66
2009-03	79	174	468	341	43	1026	23058	4.45
2009-04	79	260	679	333	47	1319	24350	5.42
2009-05	74	282	884	467	40	1673	24734	6.76

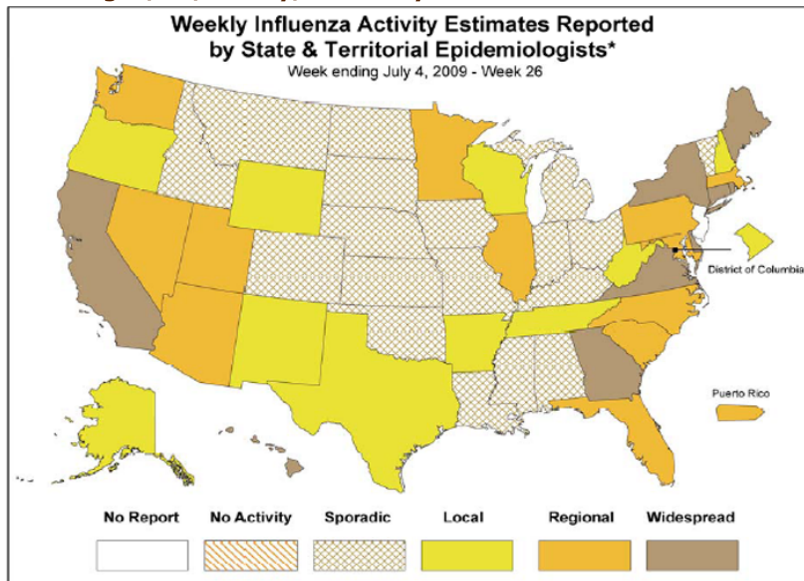
2009-06	80	301	965	392	59	1717	24320	7.06
2009-07	80	320	816	316	57	1509	26024	5.80
2009-08	74	221	552	283	57	1113	24664	4.51
2009-09	77	194	423	245	71	933	22428	4.16
2009-10	80	221	325	212	77	835	22635	3.69
2009-11	77	167	269	178	58	672	19656	3.42
2009-12	72	109	150	179	18	456	20910	2.18
2009-13	73	114	143	163	16	436	18660	2.34
2009-14	80	158	197	234	51	640	20843	3.07
2009-15	77	92	136	156	23	407	21124	1.93
2009-16	85	131	197	163	28	519	21938	2.37
2009-17	77	260	570	348	44	1222	25406	4.81
2009-18	72	200	361	185	31	777	22503	3.45
2009-19	65	125	253	183	24	585	19066	3.07
2009-20	63	122	255	134	7	518	19150	2.70
2009-21	64	115	238	115	31	499	39616	1.26
2009-22	61	109	202	97	23	431	40506	1.06
2009-23	53	79	103	29	9	220	9735	2.26
2009-24	49	67	132	86	5	290	37065	0.78
2009-25	51	72	117	83	15	287	32849	0.87
2009-26	41	62	91	70	13	236	13274	1.78

Percentage of Visits Due to Influenza-Like Illness (ILI),  
Texas Providers in the U.S. Outpatient Influenza-like Illness Surveillance Network,  
2008–2009



National Influenza Activity Map

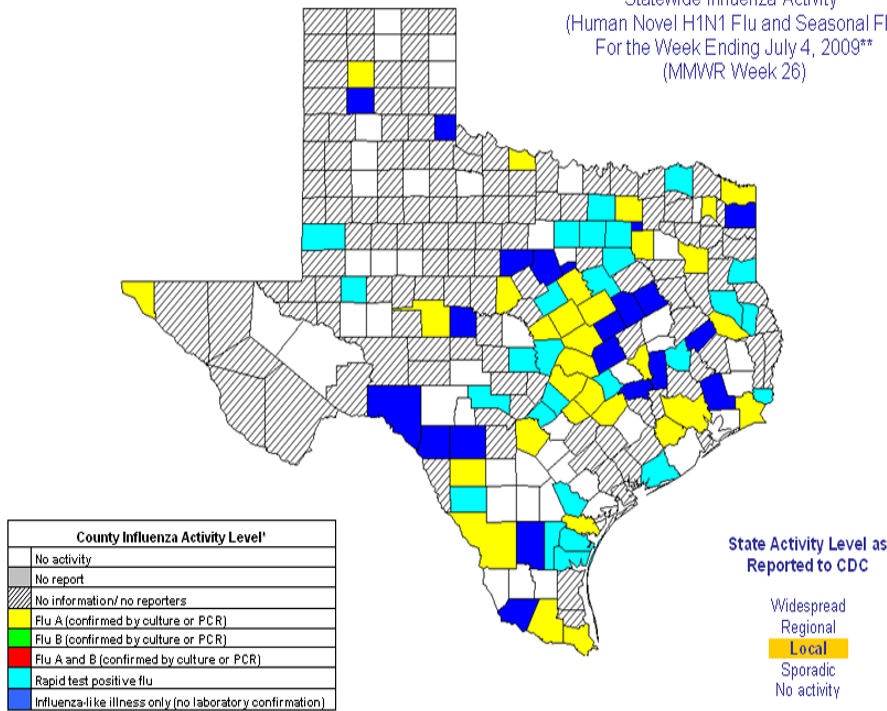
The current U.S. flu weekly report may be found at <http://www.cdc.gov/flu/weekly/fluactivity.htm>.



\*This map indicates geographic spread and does not measure the severity of influenza activity.

For more information on flu surveillance activities in the State of Texas, please visit our main [surveillance](#) page.

Statewide Influenza Activity\*  
 (Human Novel H1N1 Flu and Seasonal Flu)  
 For the Week Ending July 4, 2009\*\*  
 (MMWR Week 26)



\*Influenza activity level corresponds to current MMWR week only and does not reflect previous weeks' activity.

\*\*Positives are reported according to specimen collection date or date received in the lab, if the former is unknown

2008 - 2009 Texas Influenza Surveillance Information --- Flu Reports

For the week ending: **10/4/08; 10/11/08; 10/18/08; 10/25/08; 11/01/08; 11/08/08; 11/15/08; 11/22/08; 11/29/08; 12/06/08; 12/13/08; 12/20/08; 12/27/08; 01/03/09; 01/10/09; 01/17/09; 01/24/09; 01/31/09; 02/07/09; 02/14/09; 02/21/09; 02/28/09; 03/07/09; 03/14/09; 03/21/09; 03/28/09; 04/04/09; 04/11/09; 04/18/09; 04/25/09; 05/02/09; 05/09/09; 05/16/09; 05/23/09; 05/30/09; 06/06/09; 06/13/09; 06/20/09; 06/27/09; 07/04/09; 07/11/09; 07/18/09; 07/25/09; 08/01/09; 08/08/09; 08/15/09; 08/22/09; 08/29/09; 09/05/09; 09/12/09; 09/19/09; 09/26/09; 10/03/09**

[Return to the Top of the Page](#)

Texas Department of State Health Services - Infectious Disease Control Unit  
 1100 West 49th Street, Suite T801, Mail Code: 1960 PO BOX 149347 - Austin, TX 78714-9347  
 (512) 458-7676 - Fax: (512) 458-7616 - **E-Mail**

**[Topics A-Z / Site Map](#)**

Last updated January 10, 2011