

Surveillance[En Español](#)

Influenza

(Flu)

ICD-9 487; ICD-10 J10,11

Related Topics: [Protecting Yourself During the Cold and Flu Season](#), [Avian Flu](#), [Vaccine Preventable Diseases and SARS](#)**2008 - 2009 Texas Influenza Surveillance Information****Influenza Surveillance Report for MMWR Week 51**

The influenza (flu) activity level for Texas for the week ending December 20, 2008 was "local." Local activity indicates that a single region of the state is experiencing an increase in influenza-like illness (ILI) and has recent laboratory-confirmed influenza. During week 51, thirty-eight (6.2%) specimens tested by NREVSS laboratories in Texas were positive for influenza. The percentage of visits for influenza-like illness as reported by ILINet providers in Texas was below the regional baseline. Flu is occurring in the state at a low level.

Reports from Health Service Regions

Reports were received from all Health Service Regions (HSRs) for week 51. HSR 11 reported an increase in flu activity compared to week 50. All other HSRs reported the same level of flu activity compared to week 50. For a map of Health Service Regions, please visit the following website:

<http://www.dshs.state.tx.us/regions/state.shtm>

Laboratory Results

During week 51, nine hospital laboratories and public health agencies across Texas reported conducting a total of 611 influenza tests (antigen, culture, and PCR) to the National Respiratory and Enteric Virus Surveillance System (NREVSS) sponsored by the Centers for Disease Control and Prevention (CDC). Of the 505 antigen detection tests that were performed, 29 were positive for influenza A/not subtyped and 5 were positive for influenza B. The positive results were reported from Bexar, Harris, Hunt, Lubbock, and Tarrant counties. No positive PCR results were reported. A total of 26 reports of culture-confirmed influenza were received for the following counties:

Influenza A/H1	Influenza A/H3	Influenza A/not subtyped	Influenza B
Bexar County (3)	(none)	Dallas County (2)	Bexar County
Cameron County (3)		Harris County	Brazos County (2)
Comal County			Cameron County
McLennan County (2)			Harris County (2)
Nueces County (4)			Nueces County
San Patricio County (2)			
Starr County			

Additional positive results from point-of-care rapid flu tests were reported by providers throughout the state (see Texas map below).

Antigenic Characterization

CDC has reported antigenic characterization results from 21 influenza isolates [11 influenza A/H1, 0 influenza A/H3, and 10 influenza B viruses] received from the DSHS Laboratory since the beginning of the 2008-09 flu season.

Influenza A/H1 [11]

- Eleven (100%) of the eleven viruses were characterized as A/Brisbane/59/2007, the influenza A/H1 component of the 2008-09 influenza vaccine for the Northern Hemisphere.

Influenza A/H3 [0]

- The DSHS Lab has not isolated influenza A/H3 from any specimens yet this season.

Influenza B (B/Victoria/02/87 and B/Yamagata/16/88 lineages) [10]**Victoria lineage [10]**

- Two (20%) of the ten viruses were characterized as B/Ohio/01/2005-like viruses.
- Eight (80%) of the ten viruses showed somewhat reduced titers with antisera produced against B/Malaysia/2506/2004 and B/Ohio/01/2005.

Yamagata lineage [0]

- The influenza B component for the 2008-09 influenza vaccine is a B/Florida/4/2006-like virus, belonging to the B/Yamagata lineage.

The national antigenic characterization results may be found in the CDC weekly flu report at <http://www.cdc.gov/flu/weekly/>. The DSHS Laboratory sends a representative sample of influenza viruses to the CDC throughout the flu season.

Influenza-Associated Pediatric Mortality

No influenza-associated pediatric fatalities were reported during week 51.

School Closures and Institutional Outbreaks

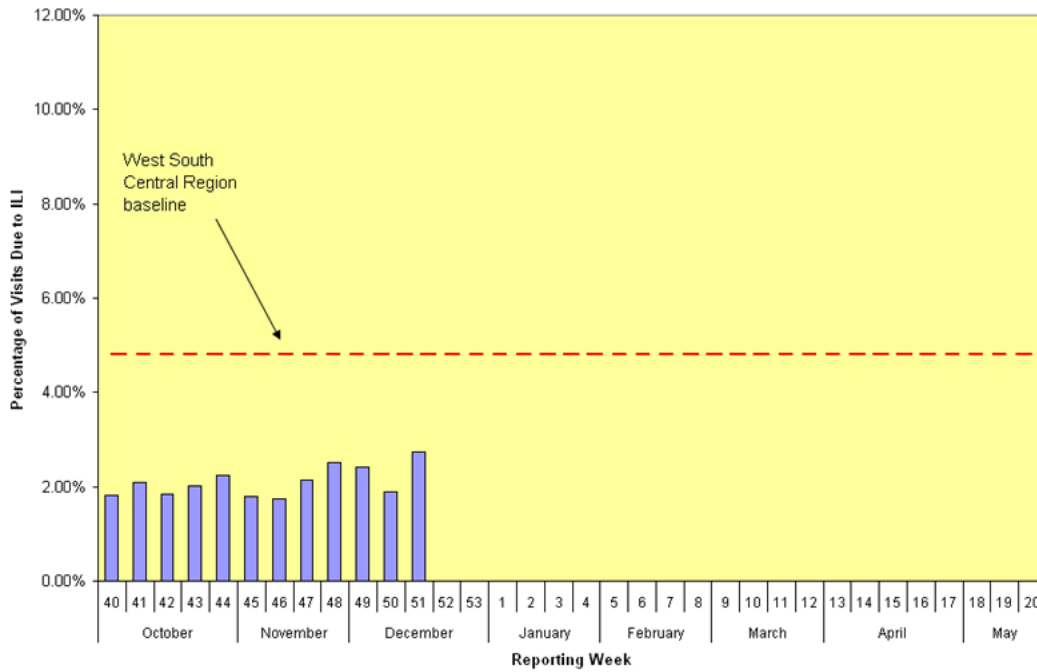
No school closures or institutional outbreaks were reported during week 51.

U.S. Outpatient Influenza-like Illness Surveillance Network

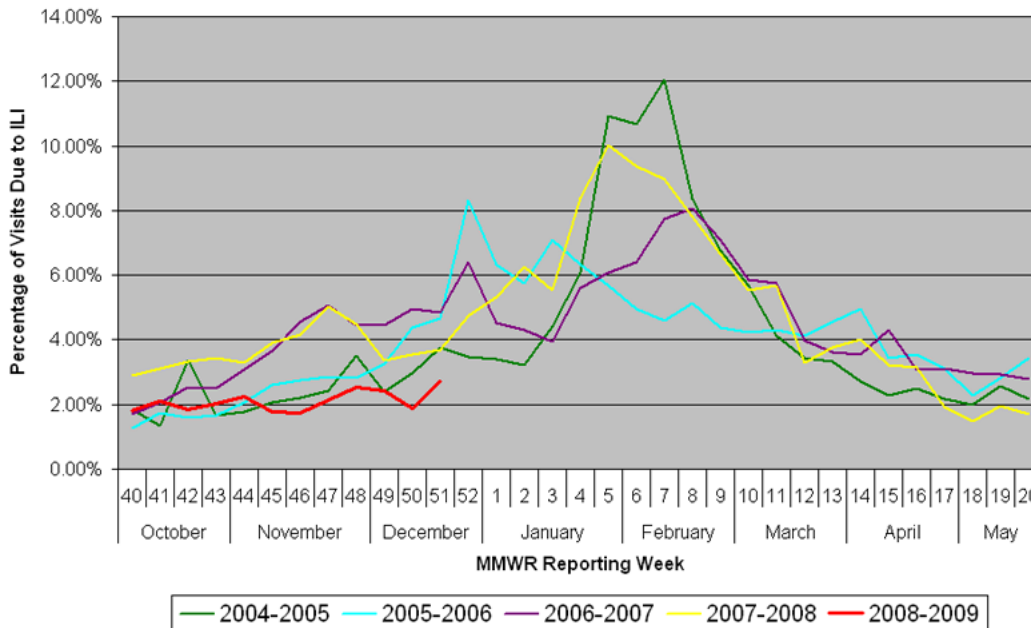
Forty-six sentinel providers in Texas reported data to the U.S. Outpatient Influenza-like Illness Surveillance Network (ILINet) (formerly known as the U.S. Influenza Sentinel Provider Surveillance System) on patients with influenza-like illness (ILI) and total patients seen for any reason during week 51. Twenty-two (48%) of these providers saw at least one patient with ILI. Of all patient visits during this week, 2.73% were due to ILI. The ILI baseline for the West South Central Region (Arkansas, Louisiana, Oklahoma, and Texas) of the United States is 4.8% for the 2008-2009 season. The baseline is the mean percentage of patient visits for ILI during non-influenza weeks for the previous three seasons plus two standard deviations.

Percentage of Influenza-Like Illness (ILI) Reported by Sentinel Providers in Texas as of 12/19/2008 3:40:44 PM								
Week	# Reporting	Age 0-4	Age 5-24	Age 25-64	Age over 64	Total ILI	Total Patients	% ILI
2008-40	77	84	133	127	22	366	20231	1.81
2008-41	77	114	163	124	19	420	20000	2.10
2008-42	78	107	156	90	7	360	19658	1.83
2008-43	78	120	152	106	20	398	19654	2.03
2008-44	79	136	199	103	26	464	20653	2.25
2008-45	77	110	111	122	27	370	20737	1.78
2008-46	72	110	106	103	23	342	19684	1.74
2008-47	74	137	143	122	19	421	19722	2.13
2008-48	78	131	132	125	37	425	16835	2.52
2008-49	71	136	154	147	24	461	19097	2.41
2008-50	62	101	122	91	17	331	17508	1.89
2008-51	46	77	128	156	9	370	13559	2.73

Percentage of Visits Due to Influenza-Like Illness (ILI),
Texas Providers in the U.S. Outpatient Influenza-like Illness Surveillance Network,
2008-2009

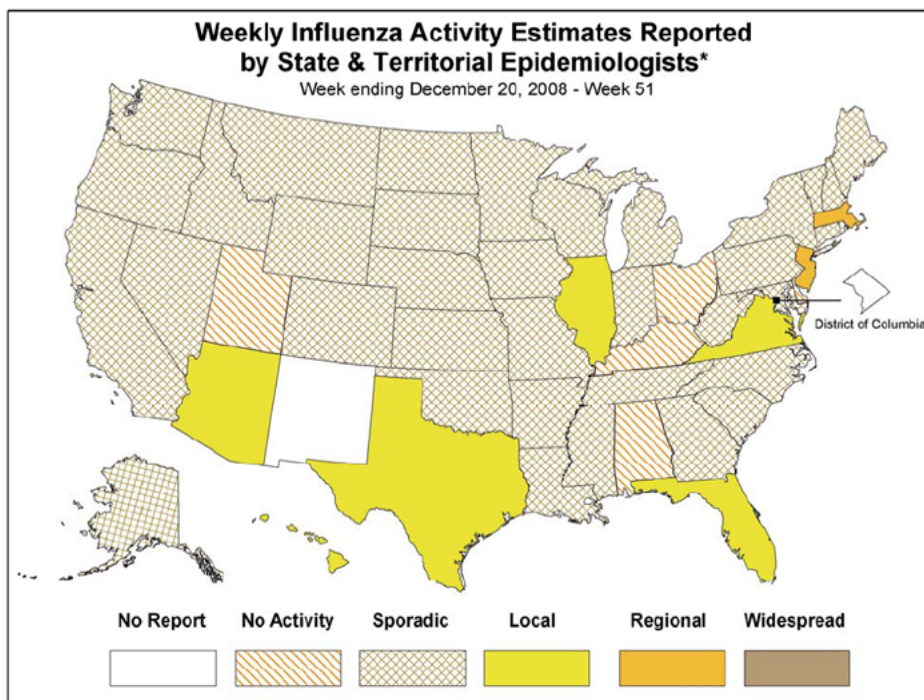


Influenza-Like Illness (ILI) Data
Texas Providers in the U.S. Outpatient Influenza-like Illness Surveillance Network
Flu Seasons 2004–2009



National Influenza Activity Map

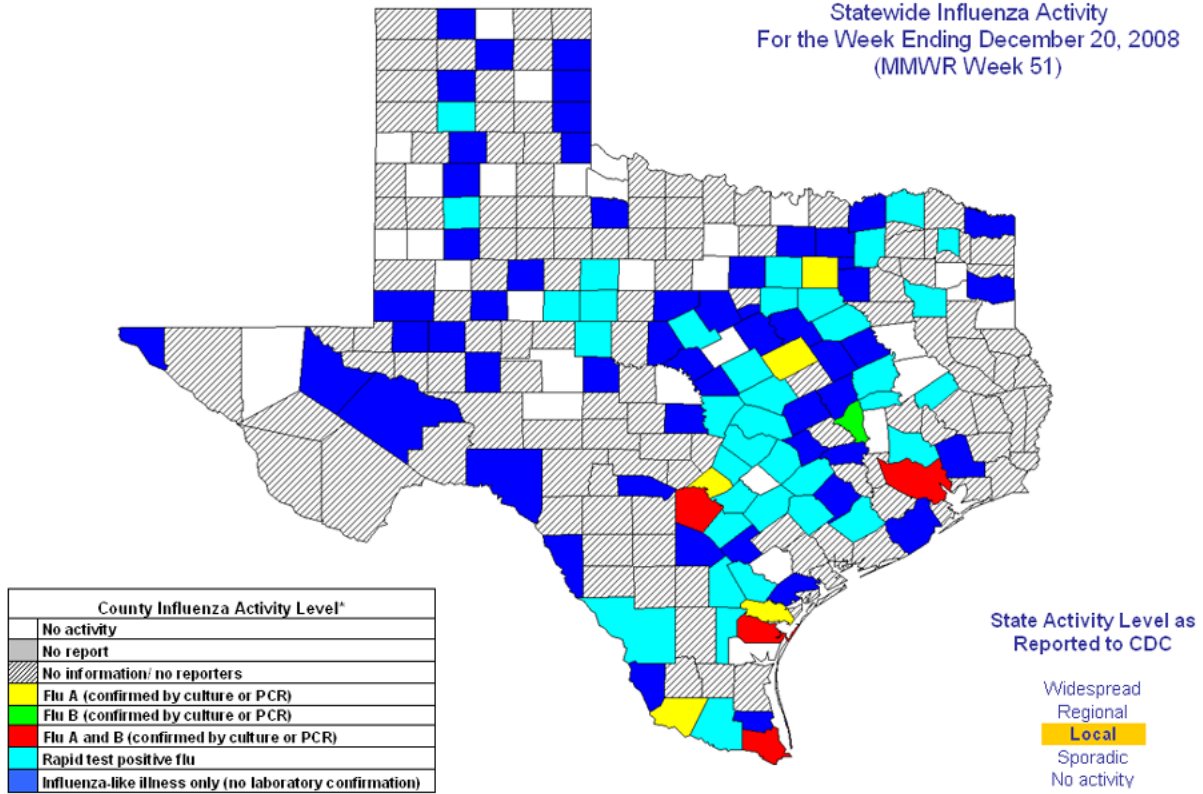
The map showing influenza activity in the United States for MMWR week 51 is displayed below. The current U.S. flu weekly report may be found at: [here](#).



*This map indicates geographic spread and does not measure the severity of influenza activity.

For more information on flu surveillance activities in the State of Texas, please visit our main [surveillance](#) page.

Statewide Influenza Activity
For the Week Ending December 20, 2008
(MMWR Week 51)



*Influenza activity level corresponds to current MMWR week only and does not reflect previous weeks' activity.

Last Updated: Wednesday, December 31, 2008

Texas Department of State Health Services - Infectious Disease Control Unit
1100 West 49th Street, Suite T801, Mail Code: 1960 PO BOX 149347 - Austin, TX 78714-9347
(512) 458-7676 - Fax: (512) 458-7616 - E-Mail

[Topics A-Z / Site Map](#)