

Pharmacist Growth Trends

This fact sheet is an overview of the trends, distribution, and demographics of pharmacists in Texas. In 2020, there were 27,846 actively licensed pharmacists in Texas.

- This number represented a 13.3% increase since 2015 and a 36.3% increase since 2010.
- Relative to population growth, the size of the pharmacist workforce has improved by 14.2% over the past 10 years.

Despite these improvements, Texas still had fewer pharmacists per capita than the national average.

Figure 1. Total Pharmacists

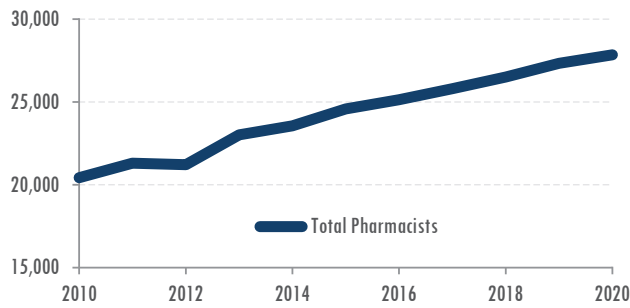
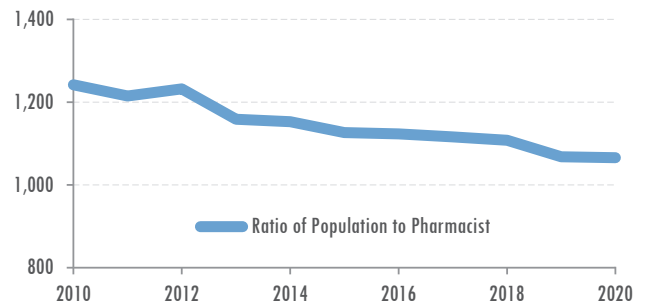


Figure 2. Ratio of Population to Pharmacist



Geographic Distribution of Pharmacists

Figure 3. Ratio of Texas Population to Pharmacist by County

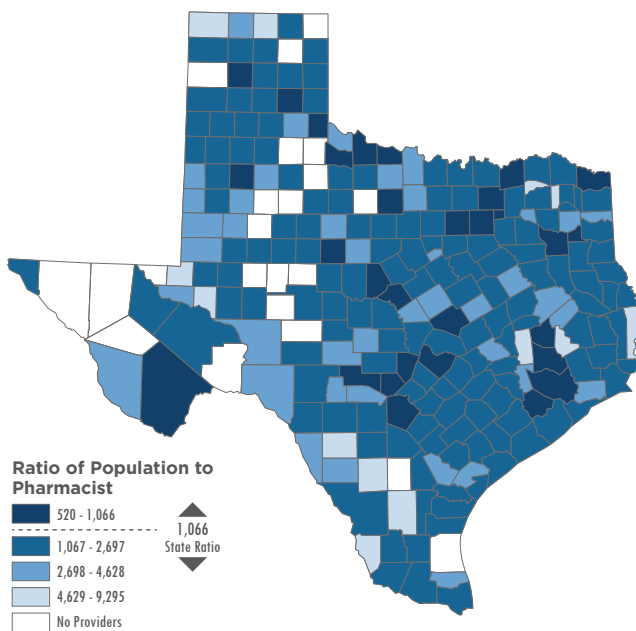


Table 1. Ratio of Texas Population to Pharmacist by Geographic Designation

Geographic Designation	Ratio of Population to Pharmacist
Metropolitan	1,021
Non-metropolitan	1,701
Border	1,769
Non-border	1,023
Texas	1,066

Pharmacists were not evenly distributed throughout the state.

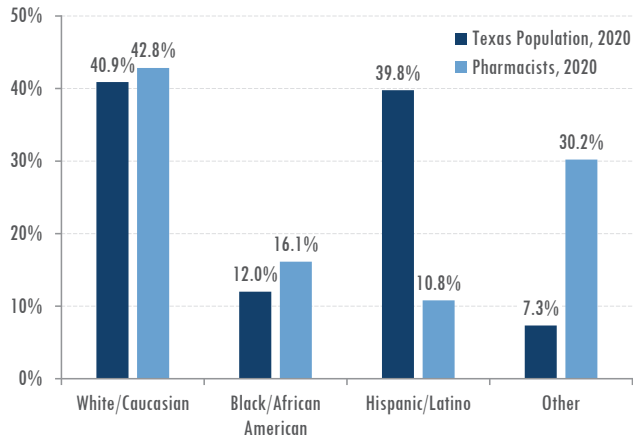
- Per capita, metropolitan counties had 1.7 times as many pharmacists as non-metropolitan counties.
- Per capita, non-border counties had 1.7 times as many pharmacists as border counties.

Demographics of Pharmacists

Race/Ethnicity of Pharmacists

Hispanic/Latino pharmacists were underrepresented when compared to the Texas population.¹

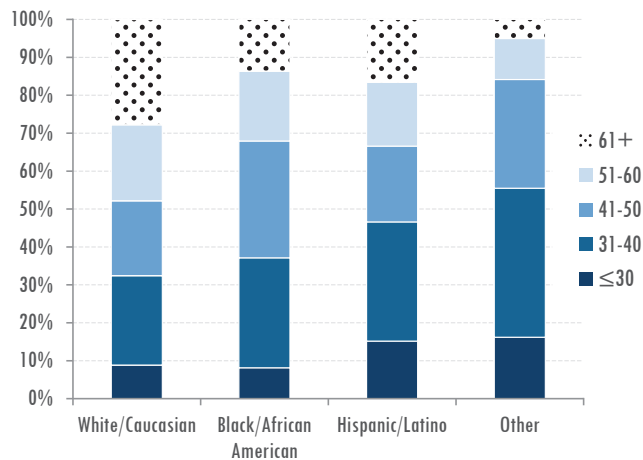
Figure 4. Race/Ethnicity of Texas Population and Pharmacists



Age Distribution of Pharmacists by Race/Ethnicity

- 32.4% of white/Caucasian pharmacists were aged 40 years or under, and 27.8% were 61 years of age or over.²
- 37.1% of black/African American pharmacists were aged 40 years or under, while 13.6% were 61 years of age or over.
- 46.6% of Hispanic/Latino pharmacists were aged 40 years or under, while 16.6% were 61 years of age or over.

Figure 5. Age Distribution of Pharmacists by Race/Ethnicity



Gender of Pharmacists

- In 2020, 58.5% of pharmacists were female and 41.5% were male.³
- In 2010, 52.3% were female and 47.7% were male.
- Among pharmacists aged 40 years or under in 2020, 64.8% were female and 35.2% were male.⁴

Age Distribution of Pharmacists by Gender

Within 10 years, 24.9% of the current Texas pharmacist workforce will be over 65 years of age.⁵

- 10.2% of active pharmacists in Texas were over 65 years of age in 2020.
- 42.0% were aged 40 years or under.
- Among pharmacists over 55 years of age, males comprised 57.0% of the pharmacist workforce.

Table 2. Age Distribution of Pharmacists by Gender

Age Group	Female	Male	Total
≤30	2,168	1,122	3,290
31-35	2,867	1,682	4,549
36-40	2,521	1,303	3,824
41-45	2,168	1,303	3,471
46-50	1,992	1,233	3,225
51-55	1,551	943	2,494
56-60	1,205	894	2,099
61-65	1,013	963	1,976
>65	751	2,077	2,828
Total	16,236	11,520	27,756

¹ Race/ethnicity data were available for 27,500 of 27,846 pharmacists.

² Age and race/ethnicity data were available for 27,499 of 27,846 pharmacists.

³ Gender data were available for 27,757 of 27,846 pharmacists.

⁴ Age and gender data were available for 27,756 of 27,846 pharmacists.

⁵ The earliest retirement age for social security is 62.



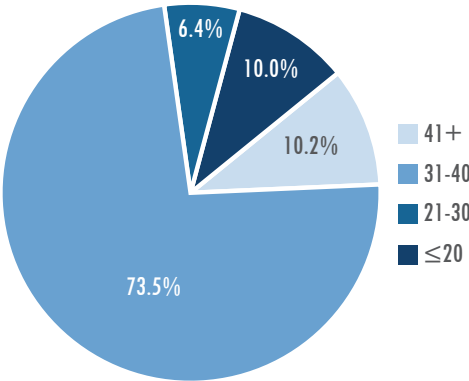
Employment Characteristics and Education of Pharmacists

Practice Characteristics of Pharmacists

Table 3. Primary Practice Setting of Pharmacists

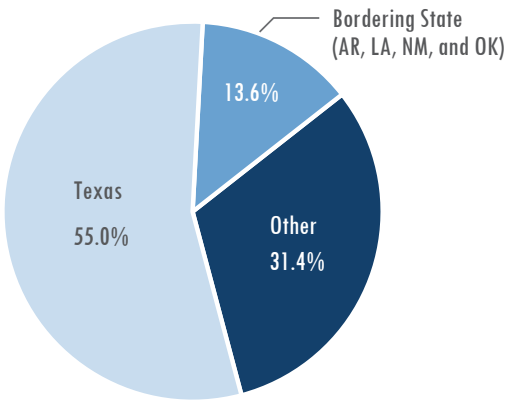
Setting	Number of Pharmacists
Community (Chain)	9,176
Hospital (Non-government)	5,107
Community (Independent)	3,700
Hospital (Government)	1,547
Long Term Care	587
Mail Service	544
Pharmacy Management	509
Community (Government)	335
Government	280
Education	269
Sterile Pharmaceuticals	213
Health Maintenance Organization	149
Manufacturer or Wholesaler	138
Home Health	111
Nuclear	103
Armed Services	32
Other	2,674
Total	25,474⁶

Figure 6. Primary Practice Hours of Pharmacists⁷



Training of Pharmacists

Figure 7. State of Highest Degree of Pharmacists⁸



⁶ Primary practice setting data were available for 25,474 of 27,846 pharmacists.

⁷ Primary practice hours data were available for 23,000 of 27,846 pharmacists.

⁸ State of highest degree data were available for 27,539 of 27,846 pharmacists.