

COMPLIANCE SECTION CONSUMER SAFETY BRANCH



TEXAS
Health and Human
Services

Texas Department of State
Health Services

**EMS COMPLIANCE
YEAR TO YEAR TREND
AND ANALYSIS
FINAL ENFORCEMENT ACTIONS**



Pursuant to 25 Texas Administrative Code 1.553(b)(1), (2), and (3)

EMS Policy & Procedure Requirements

Emergency Medical Services (EMS) is a crucial factor of the health care system in the State of Texas. EMS professionals can be broadly categorized as Providers and Personnel. EMS Providers maintain EMS vehicles, medical equipment, and EMS personnel to provide emergency medical services. EMS Personnel through EMS Providers unilaterally function to save countless lives each year when they respond to calls for emergency medical needs. The Department of State Health Services (DSHS) Compliance Branch oversees the enforcement of regulatory services pertaining to EMS Personnel, EMS Providers, EMS Education Programs, EMS Continuing Education (CE) Programs, EMS Educators, and First Responder Organizations (FRO) to ensure sustenance of quality services, compliance, safety, and the general well-being of the Texans at large via enforcement, compliance, and accountability to and of all applicable statutes, laws, rules, and regulations.

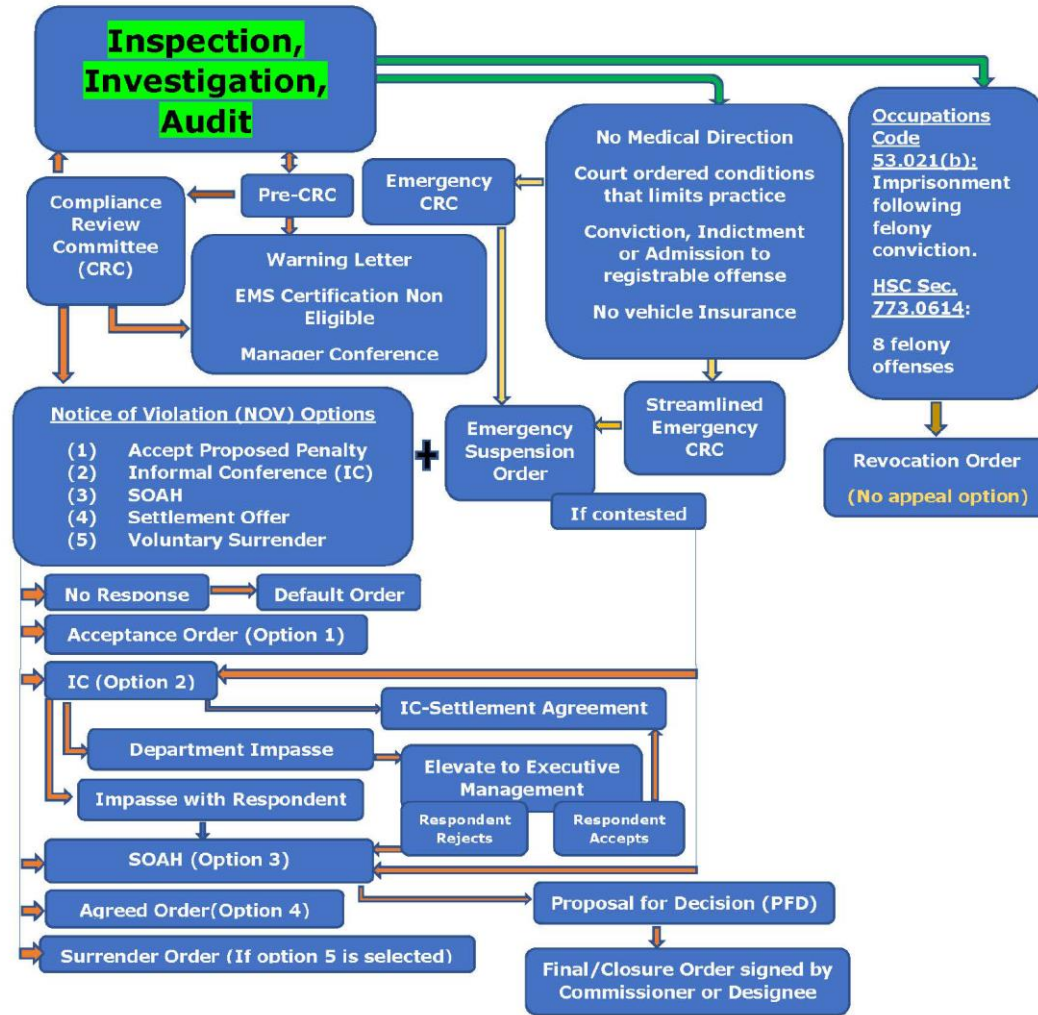


EMS Certification and License Types

- Emergency Medical Services (EMS) Provider (8030)
- First Responder Organization (8040)
- Emergency Medical Services (EMS) Personnel (8001)
- EMS Educator (8006)
- EMS Temporary Basic Coordinator (8008)
- EMS Temporary Advanced Coordinator (8009)
- EMS Initial Education Program (8020)
- EMS Continuing Education Program (8021)
- EMS Course Application (8025)



EMS Compliance Flowchart



Types of Disciplinary Actions Proposed in an NOV
 Monetary fine(Providers), Revocation, Suspension, Reprimand and Denial

Types of Order/ Agreement
 (with or without conditions)
 Monetary fine, Revocation, Suspension, Probated Suspension, Reprimand, Voluntary Surrender, Denial (Initial/Renewal), Reinstatement and Non-disciplinary Agreement



Cases referred to Compliance Year to Year Analysis

Fiscal Year	Total Cases
FY 2024	130
FY 2023	151
FY 2022	132
FY 2021	142
FY 2020	157

CRC Outcomes – Year to Year Trend

Notice of Violations (NOV) issued after triage at CRC:

- FY 2024: 68
- FY 2023: 58
- FY 2022: 85
- FY 2021: 91
- FY 2020: 75

Emergency Suspension Orders issued after Emergency CRC:

- FY 2024: 22
- FY 2023: 25
- FY 2022: 27
- FY 2021: 17
- FY 2020: 18

Informal Conference (IC) Held Year to Year Trend

Fiscal Year	Total Cases
FY 2024	42
FY 2023	39
FY 2022	47
FY 2021	48
FY 2020	43

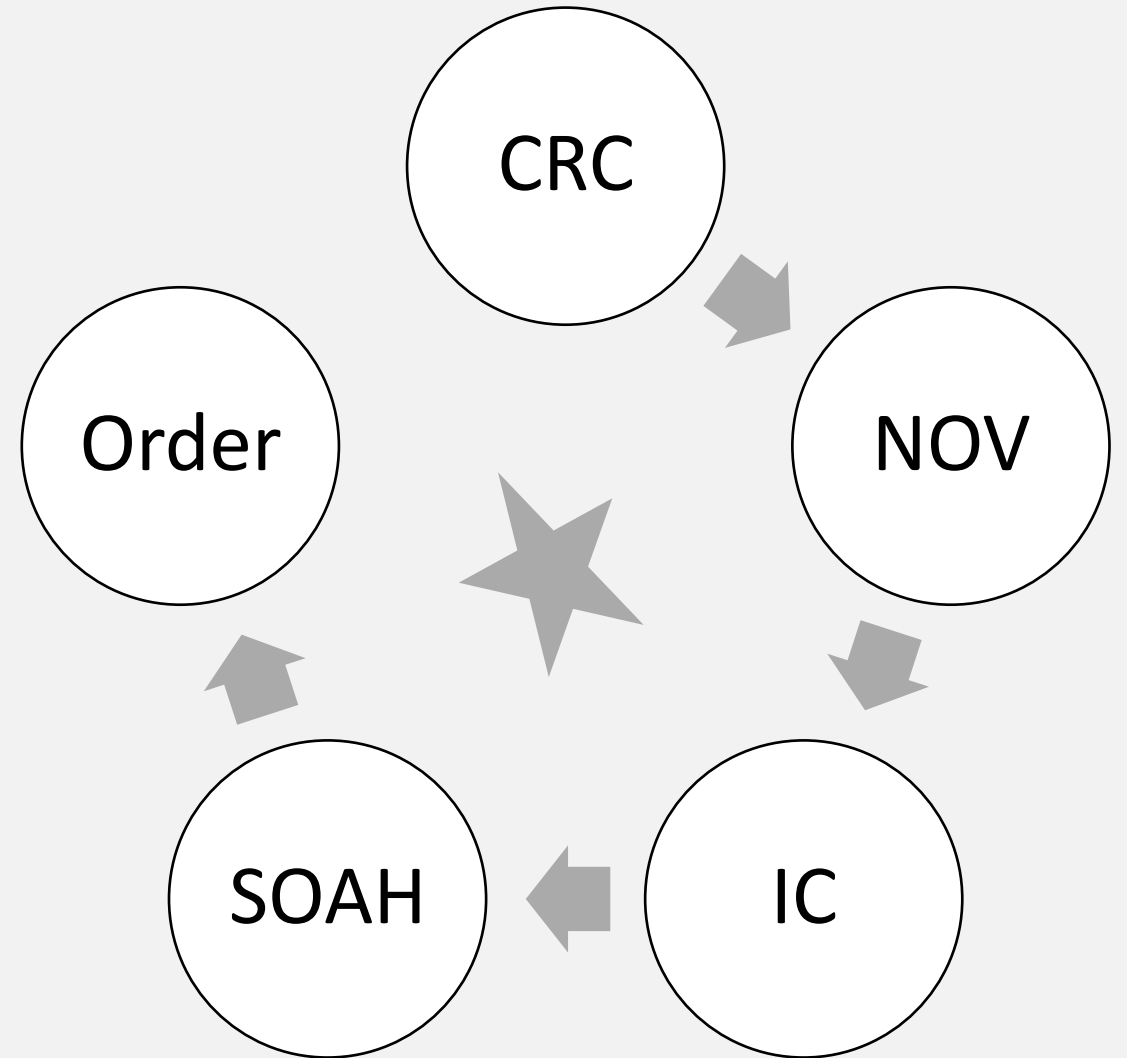


State Office of Administrative Hearings (SOAH) Year to Year Trend


Compliance referred cases either at the request of the Respondent or by the Department after an Informal Conference.

- ❖ All Respondents were offered the opportunity to have their case presented before an Administrative Law Judge

Fiscal Year	Cases Referred
FY 2024	12
FY 2023	13
FY 2022	11
FY 2021	20
FY 2020	10



Orders & Agreements Processed Year to Year Trend



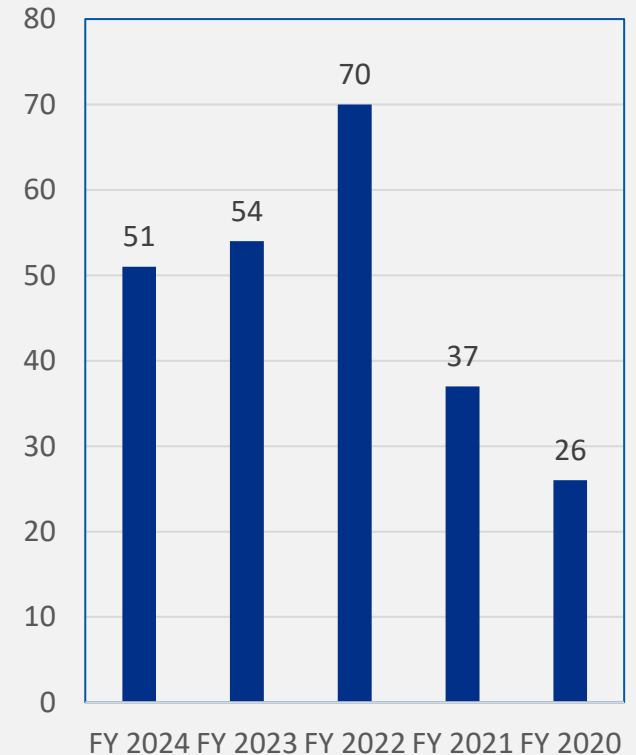
Cases Closed With or Without Monitoring

Year to Year Trend

Cases that have a finalized Order or an Agreement are either:

- Closed with monitoring: Terms or conditions to be met are still pending
 - FY 2024: 51
 - FY 2023: 54
 - FY 2022: 70
 - FY 2021: 37
 - FY 2020: 26

Closed With Monitoring



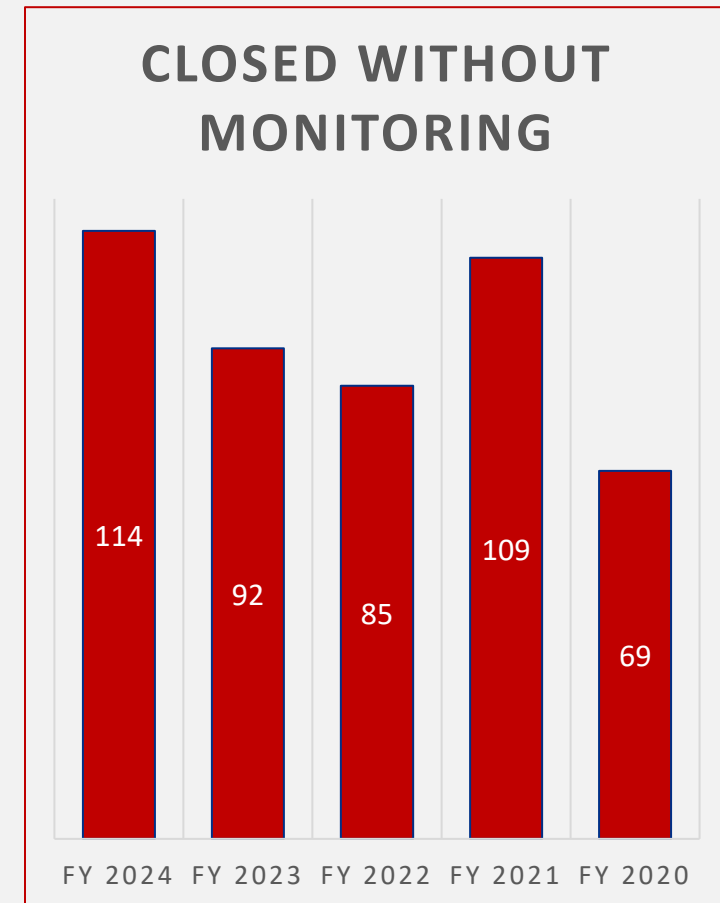
Cases Closed With or Without Monitoring

Year to Year Trend

Continued...

Cases that have a finalized Order or an Agreement are either:

- Closed without monitoring: No terms or conditions
 - FY 2024: 114
 - FY 2023: 92
 - FY 2022: 85
 - FY 2021: 109
 - FY 2020: 69



Total Administrative Penalties Assessed Year to Year Trend

Administrative Penalties assessed total:

- FY 2024: \$91,000.00
- FY 2023: \$0.00
- FY 2022: \$9,375.00
- FY 2021: \$9,475.00
- FY 2020: \$112,041.00



Type of Enforcement Action Taken

Year to Year Trend

FY 2024

- Administrative Penalty: 3
- Revoke: 15
- Suspension: 21
- Probated Suspension: 19
- Reprimand: 8
- Deny: 0
- Voluntary Surrender: 6

FY 2023

- Administrative Penalty: 1
- Revoke: 25
- Suspension: 27
- Probated Suspension: 16
- Reprimand: 13
- Deny: 2
- Voluntary Surrender: 4



Type of Enforcement Action Taken Year to Year Trend Continued...

FY 2022

- Administrative Penalty: 2
- Revoke: 14
- Suspension: 36
- Probated Suspension: 23
- Reprimand: 8
- Deny: 0
- Voluntary Surrender: 7

FY 2021

- Administrative Penalty: 5
- Revoke: 29
- Suspension: 25
- Probated Suspension: 24
- Reprimand: 8
- Deny: 1
- Voluntary Surrender: 3



Type of Enforcement Action Taken Year to Year Trend Continued...

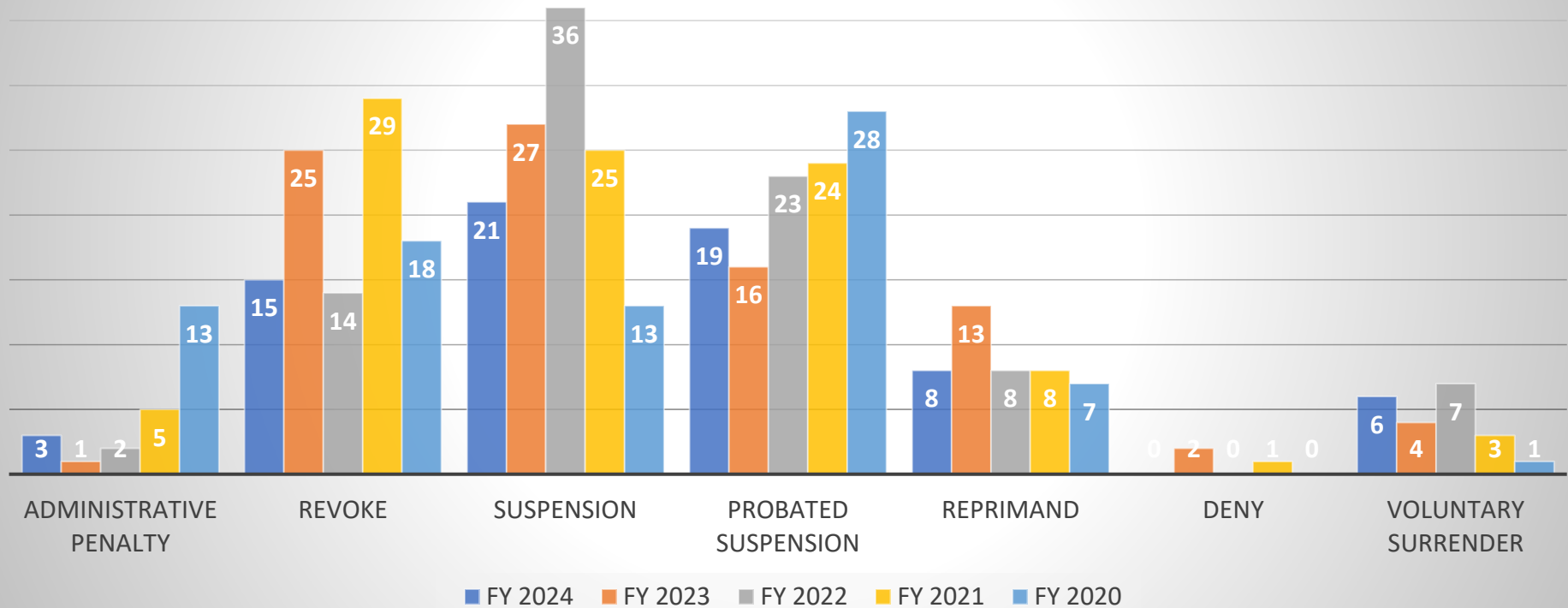
FY 2020

- Administrative Penalty: 13
- Revoke: 18
- Suspension: 13
- Probated Suspension: 28
- Reprimand: 7
- Deny: 0
- Voluntary Surrender: 1



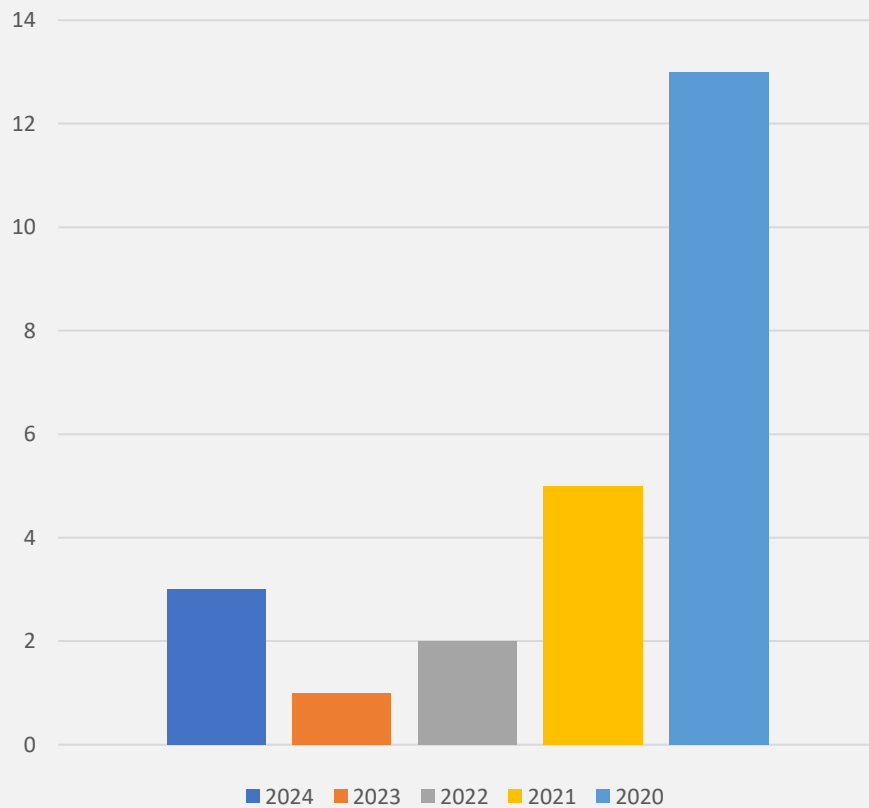
Year to Year Enforcement Action Trend and Analysis

Disciplinary Action – Trends by Year

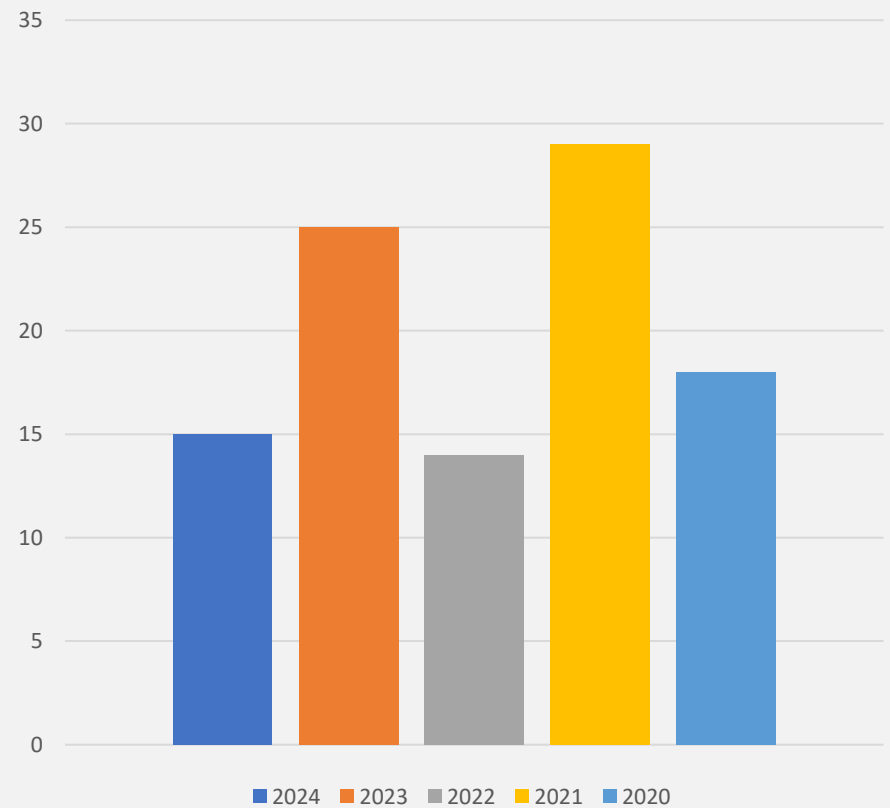


Year to Year Enforcement Action Trend and Analysis Continued...

Administrative Penalty Trend

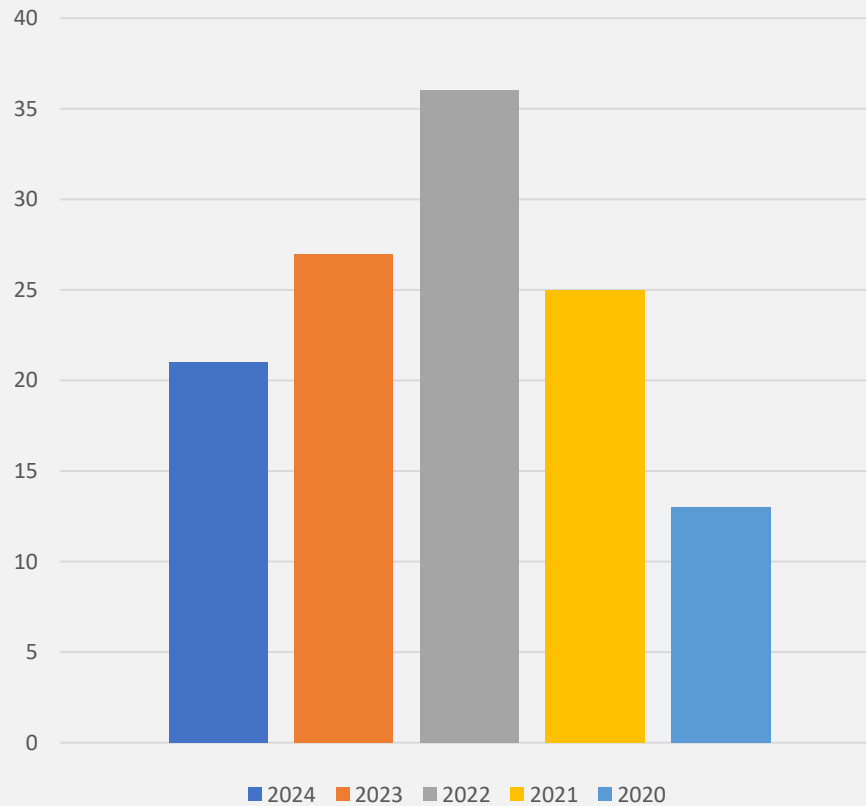


Revocation Trend

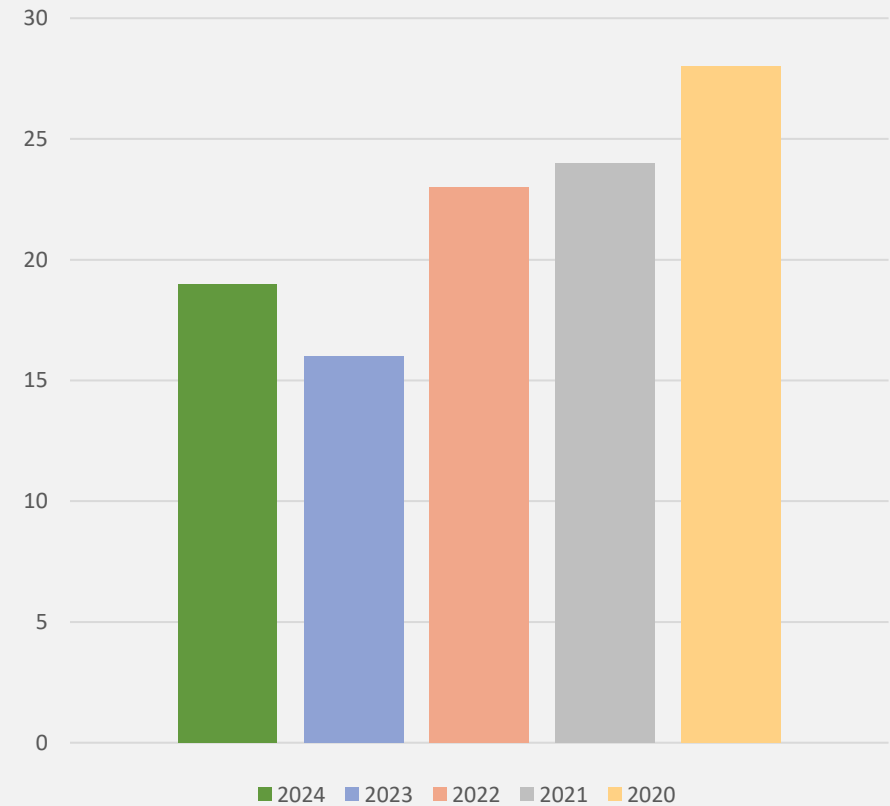


Year to Year Enforcement Action Trend and Analysis Continued...

Suspension Trend



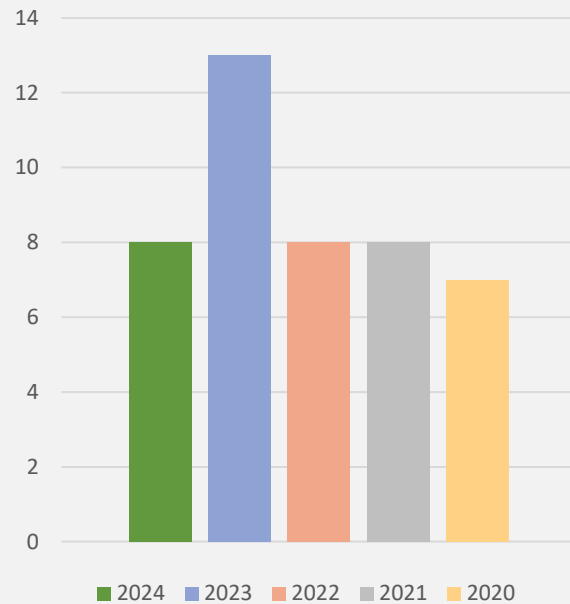
Probated Suspension Trend



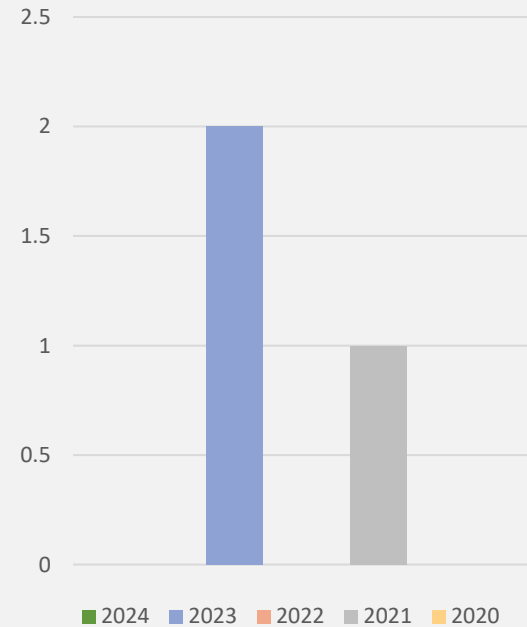
Texas Department of State
Health Services

Year to Year Enforcement Action Trend and Analysis Continued...

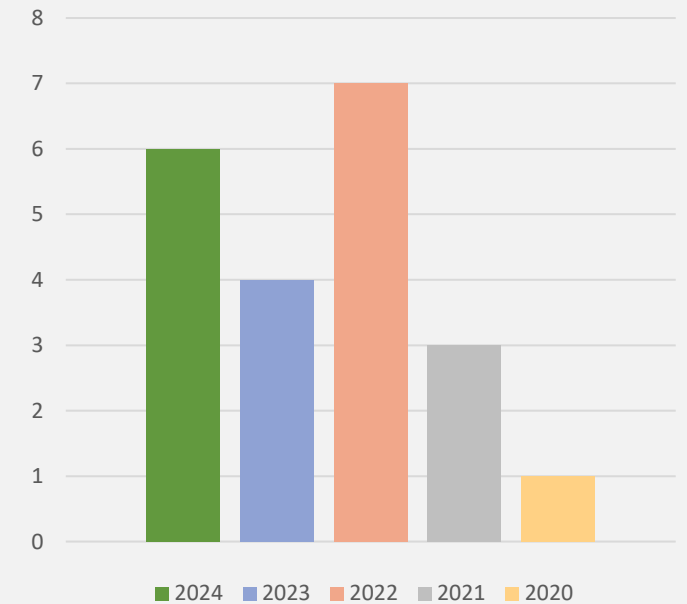
Reprimand Trend



Application Denial Trend



Voluntary Surrender Trend



For more information regarding Compliance Consumer Safety policies and protocols, please click on the link below:

[Compliance Section - Consumer_Safety_Branch_Procedure_Manual.pdf - All Documents \(sharepoint.com\)](#)

Thank You