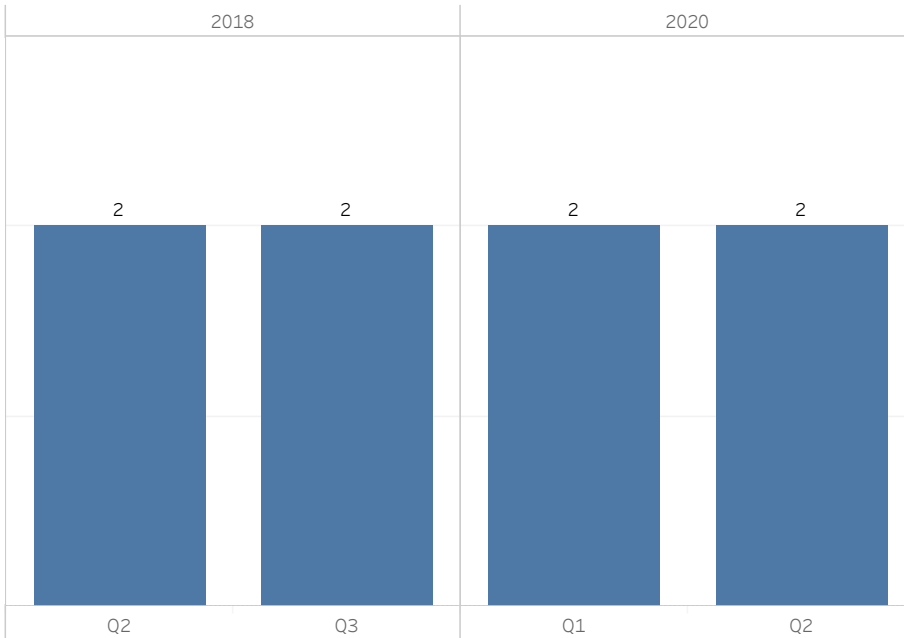


Snapshot for Cluster :

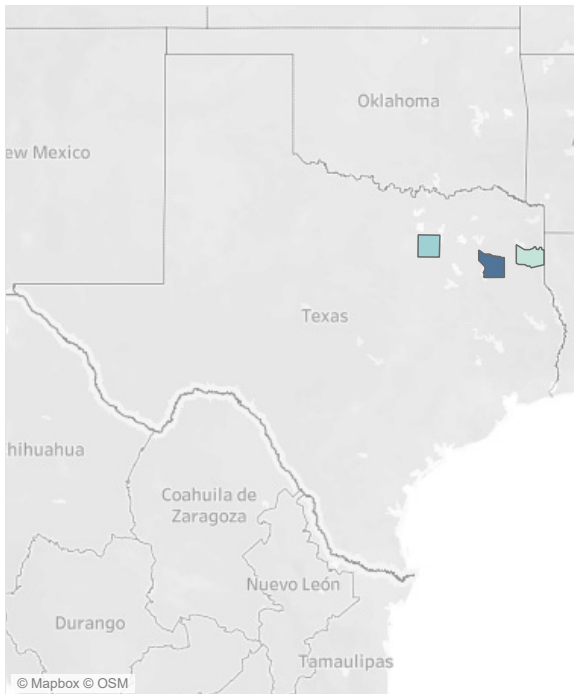
Molecular, Transmission and Risk Network

TX_202012_1654

Diagnosis Date



Current County



Current County

County	n	%
Smith Coun..	6	67%
Dallas Coun..	2	22%
Harrison Co..	1	11%

Birth Sex

	n	%
Male	8	89%
Female	1	11%
Unknown		

Current Gender Identity

	n	%
Male	6	67%
Female	1	11%
MTF	1	11%
FTM		
Unknown	1	11%

Race

	n	%
American Indian\Alaska Native		
Asian		
Black	6	67%
Hispanic		
Native Hawaiian\Pacific Islander		
White	1	11%
Multi-Race	2	22%
Unknown		

Age

	n	%
13-19		
20-29	7	78%
30-39	2	22%
40-49		
50-59		
60+		
Unknown		

Risk Category

	n	%
MSM		
MSM\PWID		
PWID		
Heterosexual	1	100%
NRR		
NIR		

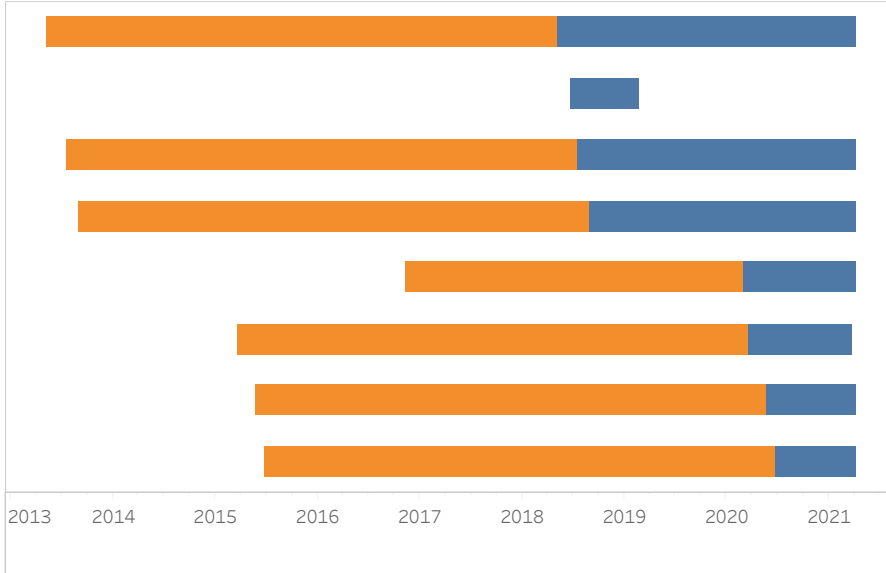
For Internal Use only
Data Updated: 4/9/2021 3:36:55 PM



Cluster Case Status

	n	%
Transmission Cluster		
Risk Network	1	11%
Molecular Cluster	8	89%

Infectious Period Timeline



Re-test by County

Smith County	1
--------------	---

Data to Care by County

County	n
Harrison County	1

Orange - Days from Last Negative Test to HIV Diagnosis
Blue - Days from HIV Diagnosis to Viral Suppression

Placeholder for Analysis Timeline

Current Viral Suppression (past 12 months)*

	n	%
Suppressed (<200)	4	50%
Unsuppressed (200+)	4	50%

*Includes only People Living with HIV

Genotype Performed*

	n	%
Yes	8	100%
No		

For Internal Use only
Data updated: 4/9/2021 3:36:55 PM