



Weekly Flu Surveillance Report

Week 43 - October 20th - October 26th, 2024

Disclaimer

Most cases of influenza are not reportable in the state of Texas, thus the data in this report was collected from hospitals, clinics, and schools throughout the region who have agreed to voluntarily submit data.

Definitions

ILI: Influenza-Like Illness. This is an illness that resembles the flu, but has not been confirmed. **Rapid:** These tests are typically done in-house to quickly test for influenza. **PCR:** These tests are generally more precise than rapid tests and are performed at the DSHS state lab and many commercial labs to confirm a case of influenza.

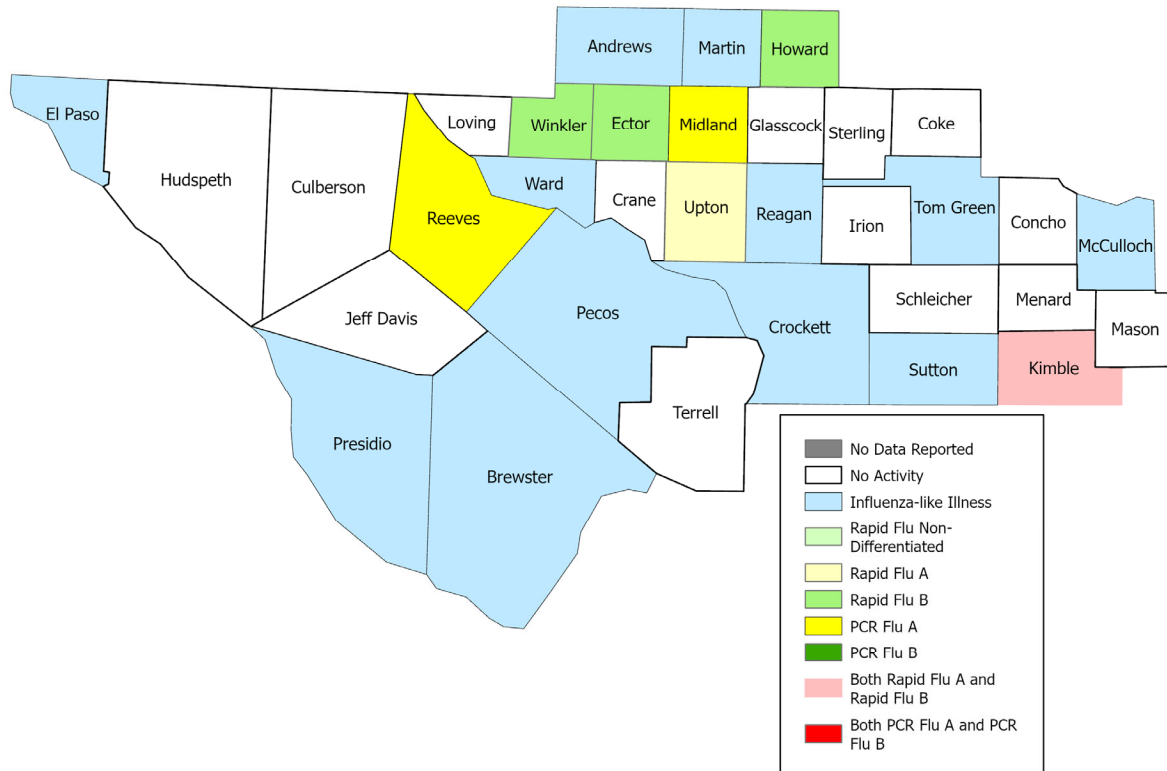
Summary Data

Condition	Week 43	Week 42	Week 41
Number of Counties Reporting (36 total)	↑ 36	35	34
Number of Counties Reporting ILI	↓ 16	19	18
Number of Counties Reporting High Levels of ILI*	↓ 2	3	14
Number of Counties Reporting Flu A	↑ 4	2	4
Number of Counties Reporting Flu B	↑ 4	3	5
Number of Counties Reporting Flu A & Flu B	↓ 1	2	4

The arrows represent changes from the previous week. A sideways arrow means there was no change in that condition.

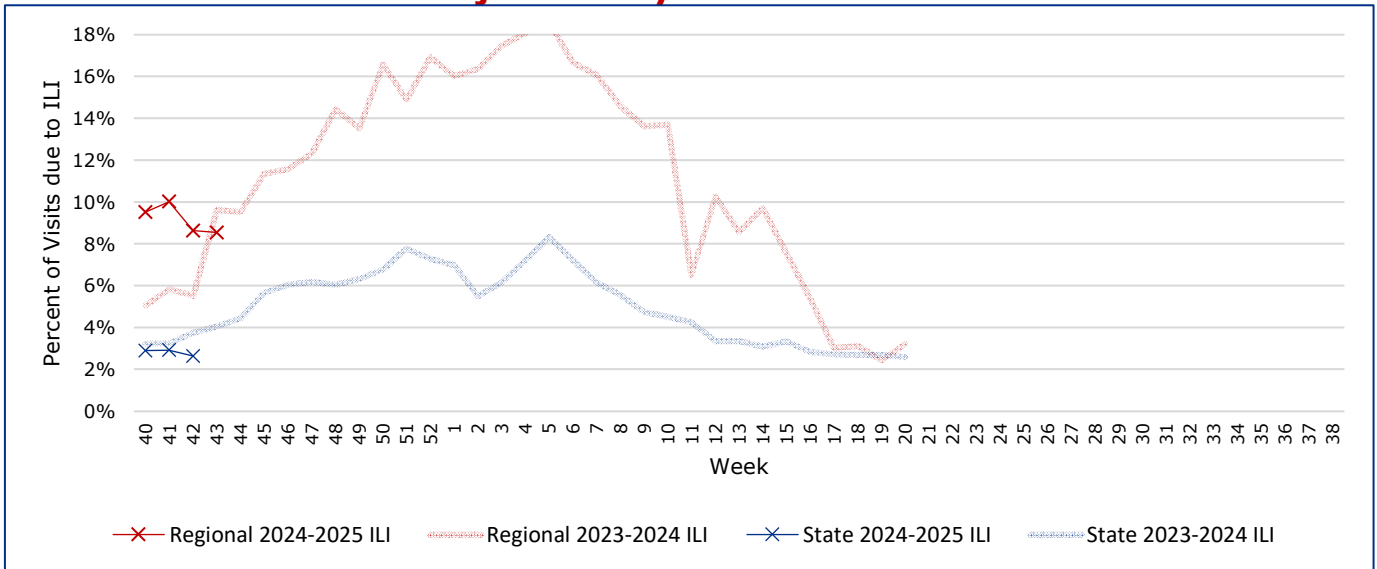
*Counties with total percent of visits due to ILI above 4.0% for the week are considered to have high/abnormal levels.

Map of Regional Flu Activity



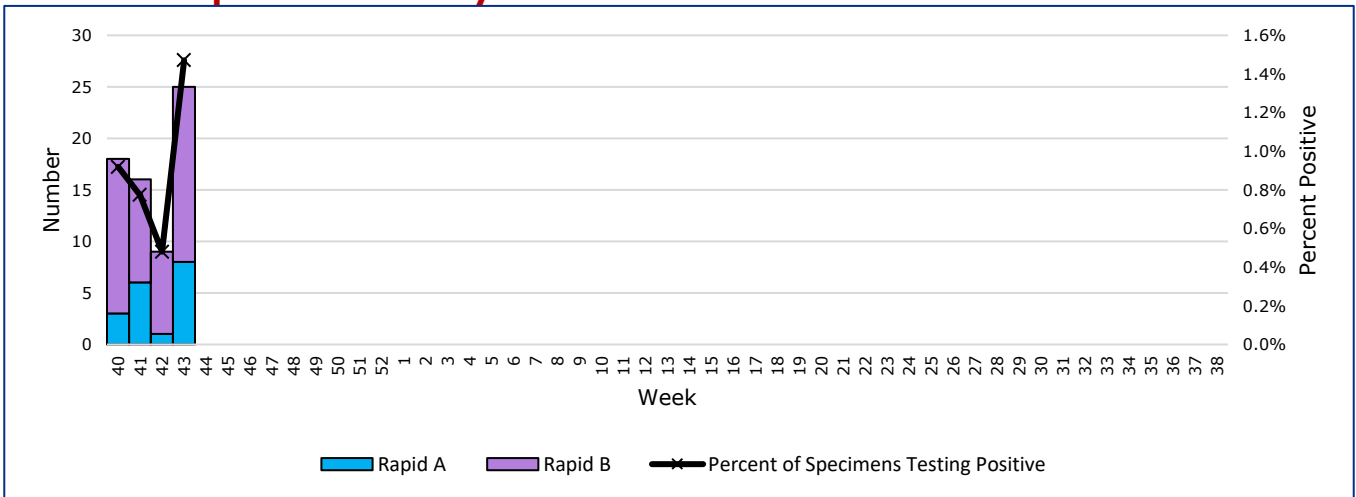
The map above depicts the previous week's reports of flu or influenza-like illness activity in each county. The legend on the bottom right of the map describes the meaning of each color.

Influenza-Like Illness Projections by Week



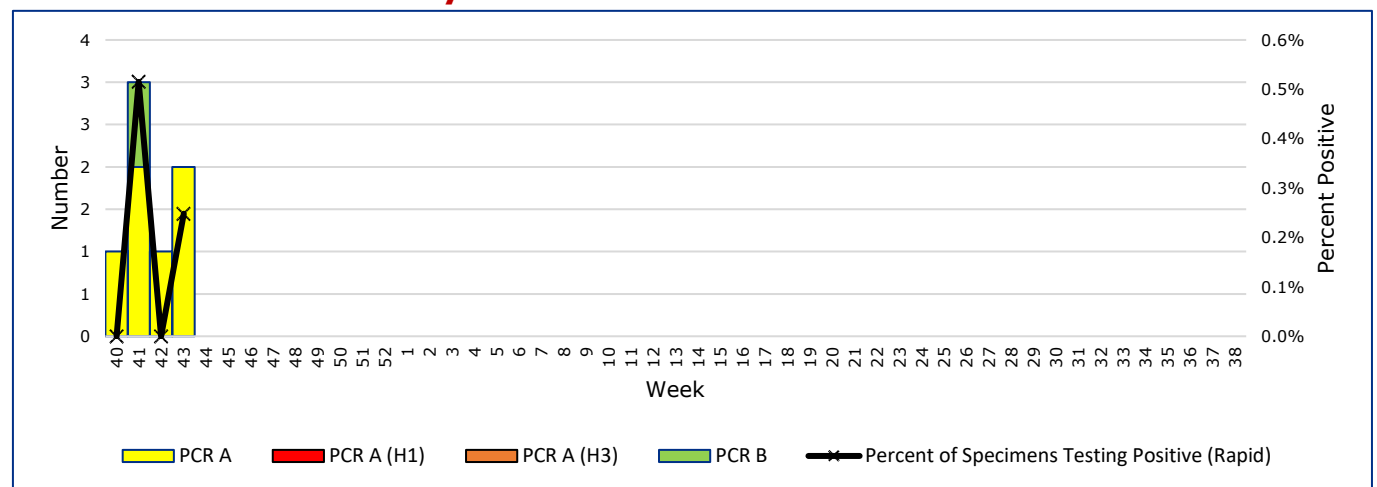
This chart documents the percentage of patient visits that were due to ILI at hospitals and clinics around the region, excluding confirmed COVID cases. It compares our region's data with the state's data and also compares to last flu season.

Positive Rapid Flu Tests by Week



This chart documents the number of rapid tests that have come back positive for flu A and flu B each week throughout the region.

Positive PCR Flu Tests by Week

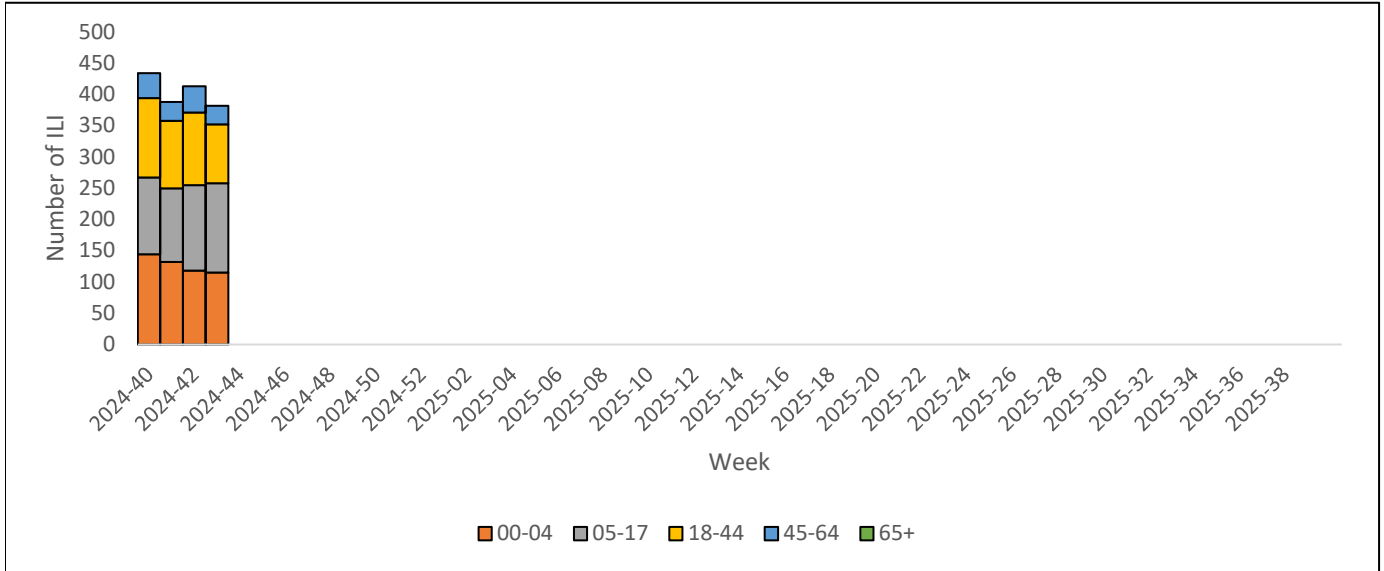


This chart documents the number of PCR tests that have come back positive for flu A and flu B each week throughout the region.

Flu Data by County

County	Week 43				Week 42				Week 41			
	Patient Visits	% with ILI	Flu A	Flu B	Patient Visits	% with ILI	Flu A	Flu B	Patient Visits	% with ILI	Flu A	Flu B
Andrews	675	12%	0	0	719	10%	0	0	699	8%	0	0
Borden	2	0%	0	0	0		0	0	4	0%	0	0
Brewster	79	0%	0	0	91	0%	0	0	76	0%	0	0
Coke	25	0%	0	0	54	0%	0	0	22	0%	0	0
Concho	36	0%	0	0	46	0%	0	0	31	0%	0	0
Crane	29	0%	0	0	31	0%	0	0	40	0%	0	0
Crockett	14	0%	0	0	27	0%	0	0	6	0%	0	0
Culberson	10	0%	0	0	14	0%	0	0	7	0%	0	0
Dawson	150	0%	0	0	135	0%	0	0	154	0%	0	0
Ector	5630	20%	0	13	5341	21%	1	6	5803	20%	1	4
El Paso	6635	0%	0	0	6393	0%	0	0	6345	0%	0	0
Gaines	148	0%	0	0	119	0%	0	0	119	0%	0	0
Glasscock	11	0%	0	0	11	0%	0	0	5	0%	0	0
Howard	854	10%	0	1	850	8%	0	0	784	11%	0	0
Hudspeth	14	0%	0	0	18	0%	0	0	23	0%	0	0
Irion	13	0%	0	0	29	0%	0	0	0		0	0
Jeff Davis	19	0%	0	0	15	0%	0	0	27	0%	0	0
Kimble	410	6%	7	1	235	5%	0	1	253	6%	1	1
Loving	1	0%	0	0	2	0%	0	0	0		0	0
McCulloch	154	11%	0	0	310	9%	0	0	161	21%	0	0
Martin	184	7%	0	0	187	6%	0	0	267	4%	0	0
Mason	49	0%	0	0	39	0%	0	0	33	0%	0	0
Menard	8	0%	0	0	17	0%	0	0	11	0%	0	0
Midland	3196	11%	1	0	3056	10%	0	0	2959	11%	1	1
Pecos	171	0%	0	0	167	1%	0	0	153	12%	0	0
Presidio	177	6%	0	0	33	0%	0	0	67	6%	0	0
Reagan	29	0%	0	0	38	0%	0	0	15	0%	0	0
Reeves	957	2%	1	0	965	1%	0	0	1095	2%	0	0
Schleicher	8	0%	0	0	20	0%	0	0	5	0%	0	0
Sterling	6	0%	0	0	17	0%	0	0	2	0%	0	0
Sutton	23	0%	0	0	29	0%	0	0	16	0%	0	0
Terrell	8	0%	0	0	6	0%	0	0	7	0%	0	0
Tom Green	802	0%	0	0	3032	0%	0	0	1195	0%	0	0
Upton	123	21%	1	0	113	27%	0	0	112	25%	0	0
Ward	140	0%	0	0	788	33%	1	1	808	33%	5	3
Winkler	412	11%	0	2	97	0%	0	0	430	13%	0	2
Total	21202	8.5%	10	17	23044	8.5%	2	8	21734	9.8%	8	11

ILI by Age Group



This chart documents the number of ILI admissions in hospitals around the region by age group from syndromic surveillance data. It excludes ILI with a confirmed COVID-19 discharge diagnosis.

Flu-Associated Pediatric Deaths & Outbreaks

No flu-associated pediatric deaths have been reported in PHR 9/10 this flu season. In PHR 9/10, no flu outbreaks have been reported for Week 43.

For a more comprehensive look at respiratory illnesses circulating throughout Texas, please visit: <https://www.dshs.texas.gov/texas-respiratory-virus-surveillance-report> and select the "Current Extended Flu Activity Report"