



Weekly Flu Surveillance Report

Week 44 - October 27th - November 2nd, 2024

Disclaimer

Most cases of influenza are not reportable in the state of Texas, thus the data in this report was collected from hospitals, clinics, and schools throughout the region who have agreed to voluntarily submit data.

Definitions

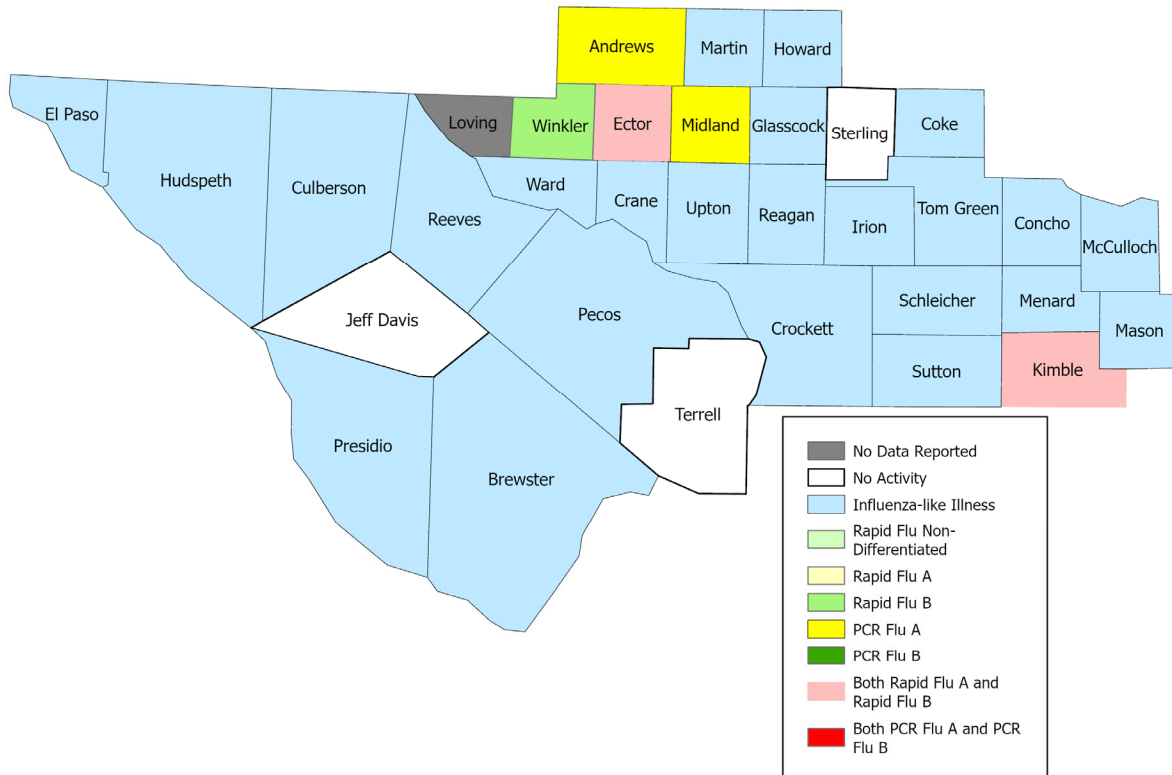
ILI: Influenza-Like Illness. This is an illness that resembles the flu, but has not been confirmed. **Rapid:** These tests are typically done in-house to quickly test for influenza. **PCR:** These tests are generally more precise than rapid tests and are performed at the DSHS state lab and many commercial labs to confirm a case of influenza.

Summary Data

Condition	Week 44	Week 43	Week 42
Number of Counties Reporting (36 total)	↓ 35	36	35
Number of Counties Reporting ILI	↑ 24	16	19
Number of Counties Reporting High Levels of ILI*	↑ 7	2	3
Number of Counties Reporting Flu A	→ 4	4	2
Number of Counties Reporting Flu B	↓ 3	4	3
Number of Counties Reporting Flu A & Flu B	↑ 2	1	2

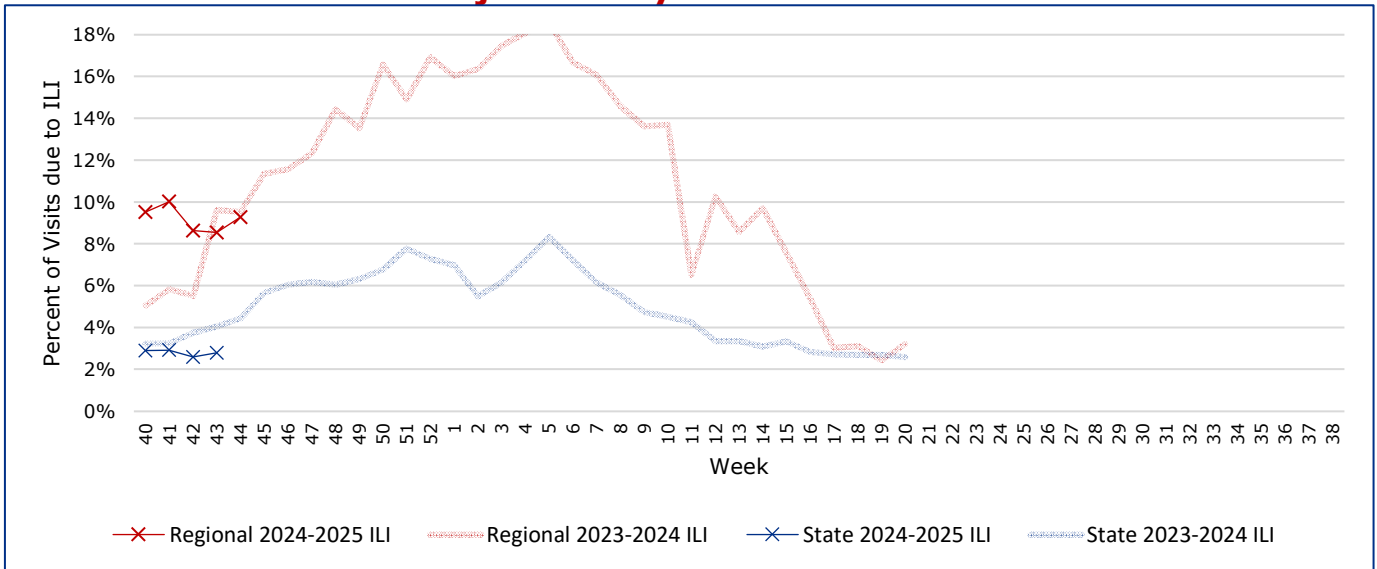
The arrows represent changes from the previous week. A sideways arrow means there was no change in that condition. *Counties with total percent of visits due to ILI above 4.0% for the week are considered to have high/abnormal levels.

Map of Regional Flu Activity



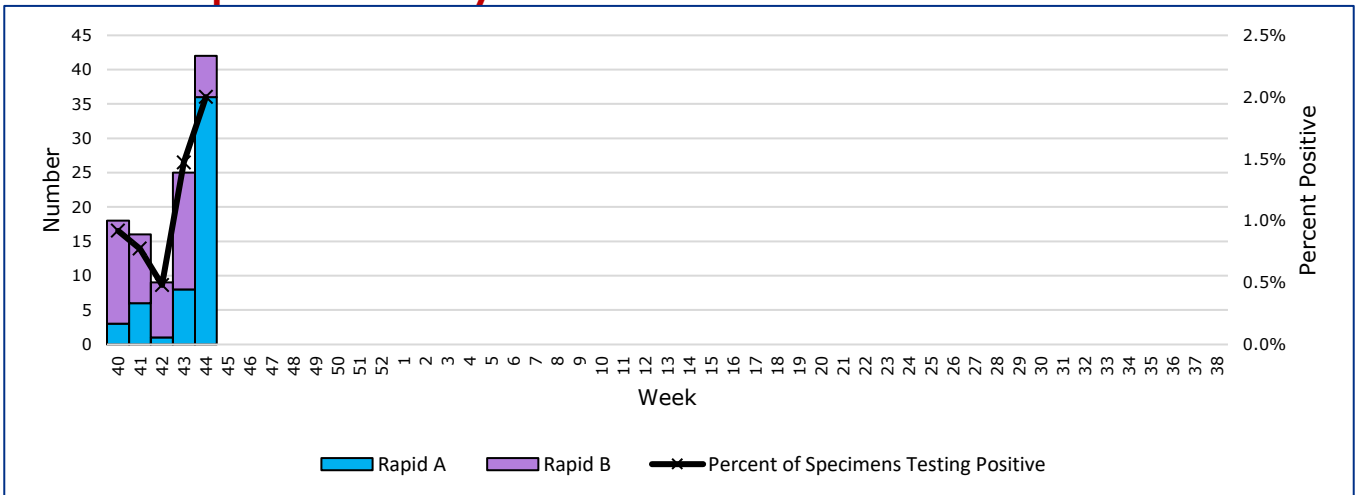
The map above depicts the previous week's reports of flu or influenza-like illness activity in each county. The legend on the bottom right of the map describes the meaning of each color.

Influenza-Like Illness Projections by Week



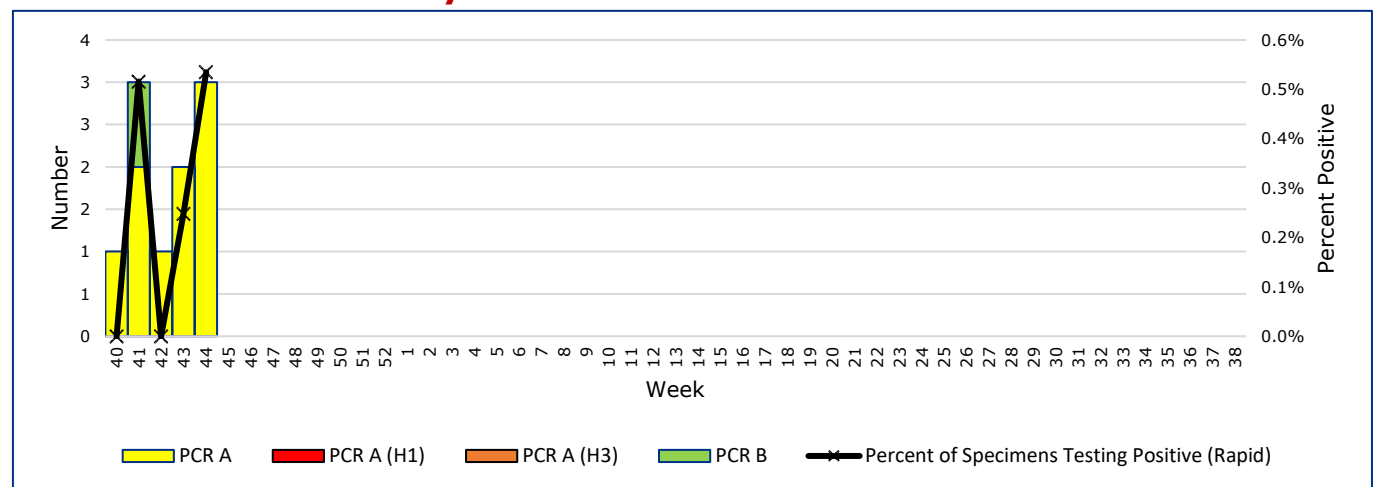
This chart documents the percentage of patient visits that were due to ILI at hospitals and clinics around the region, excluding confirmed COVID cases. It compares our region's data with the state's data and also compares to last flu season.

Positive Rapid Flu Tests by Week



This chart documents the number of rapid tests that have come back positive for flu A and flu B each week throughout the region.

Positive PCR Flu Tests by Week

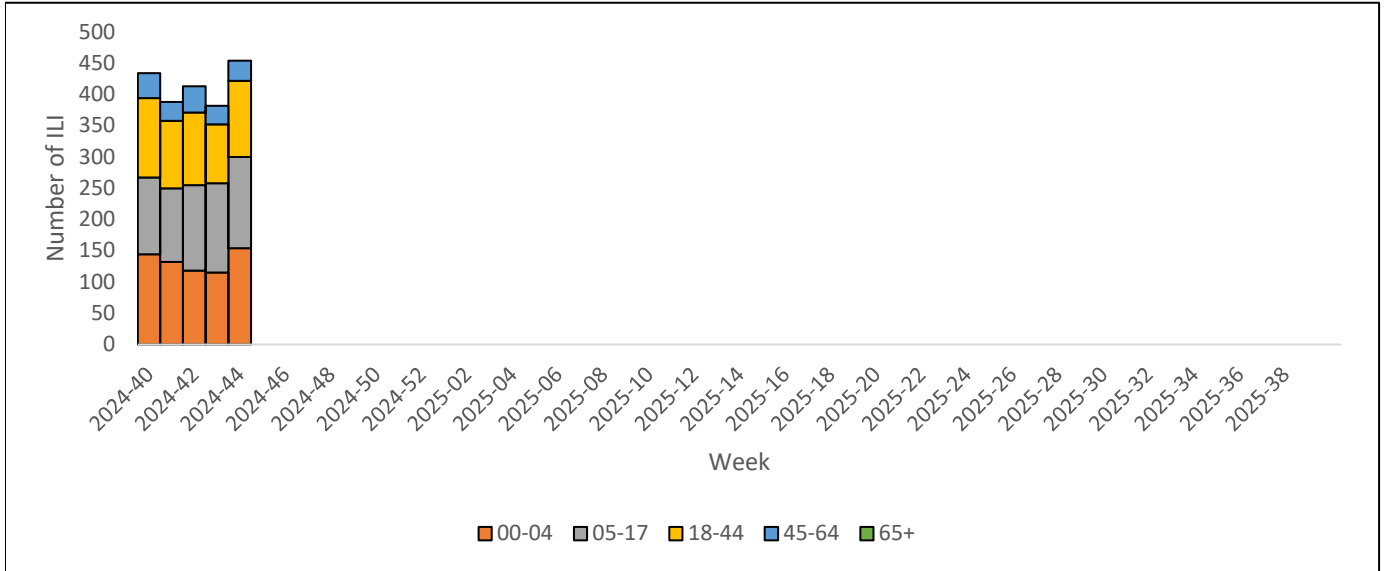


This chart documents the number of PCR tests that have come back positive for flu A and flu B each week throughout the region.

Flu Data by County

County	Week 44				Week 43				Week 42			
	Patient Visits	% with ILI	Flu A	Flu B	Patient Visits	% with ILI	Flu A	Flu B	Patient Visits	% with ILI	Flu A	Flu B
Andrews	612	10%	1	0	675	12%	0	0	719	10%	0	0
Borden	3	0%	0	0	2	0%	0	0	0		0	0
Brewster	106	0%	0	0	79	0%	0	0	91	0%	0	0
Coke	44	0%	0	0	25	0%	0	0	54	0%	0	0
Concho	52	0%	0	0	36	0%	0	0	46	0%	0	0
Crane	27	0%	0	0	29	0%	0	0	31	0%	0	0
Crockett	43	0%	0	0	14	0%	0	0	27	0%	0	0
Culberson	9	0%	0	0	10	0%	0	0	14	0%	0	0
Dawson	152	0%	0	0	150	0%	0	0	135	0%	0	0
Ector	5703	22%	31	1	5630	20%	0	13	5341	21%	1	6
El Paso	6713	0%	0	0	6635	0%	0	0	6393	0%	0	0
Gaines	151	0%	0	0	148	0%	0	0	119	0%	0	0
Glasscock	23	4%	0	0	11	0%	0	0	11	0%	0	0
Howard	839	10%	0	0	854	10%	0	1	850	8%	0	0
Hudspeth	22	0%	0	0	14	0%	0	0	18	0%	0	0
Irion	21	0%	0	0	13	0%	0	0	29	0%	0	0
Jeff Davis	21	0%	0	0	19	0%	0	0	15	0%	0	0
Kimble	237	11%	5	2	410	6%	7	1	235	5%	0	1
Loving	0		0	0	1	0%	0	0	2	0%	0	0
McCulloch	230	13%	0	0	154	11%	0	0	310	9%	0	0
Martin	166	4%	0	0	184	7%	0	0	187	6%	0	0
Mason	50	0%	0	0	49	0%	0	0	39	0%	0	0
Menard	14	0%	0	0	8	0%	0	0	17	0%	0	0
Midland	3022	11%	2	0	3196	11%	1	0	3056	10%	0	0
Pecos	168	3%	0	0	171	0%	0	0	167	1%	0	0
Presidio	38	0%	0	0	177	6%	0	0	33	0%	0	0
Reagan	38	0%	0	0	29	0%	0	0	38	0%	0	0
Reeves	969	1%	0	0	957	2%	1	0	965	1%	0	0
Schleicher	18	0%	0	0	8	0%	0	0	20	0%	0	0
Sterling	11	0%	0	0	6	0%	0	0	17	0%	0	0
Sutton	41	0%	0	0	23	0%	0	0	29	0%	0	0
Terrell	8	0%	0	0	8	0%	0	0	6	0%	0	0
Tom Green	2963	0%	0	0	802	0%	0	0	3032	0%	0	0
Upton	115	18%	0	0	123	21%	1	0	113	27%	0	0
Ward	812	39%	0	0	140	0%	0	0	788	33%	1	1
Winkler	343	15%	0	3	412	11%	0	2	97	0%	0	0
Total	23784	9.2%	39	6	21202	8.5%	10	17	23044	8.5%	2	8

ILI by Age Group



This chart documents the number of ILI admissions in hospitals around the region by age group from syndromic surveillance data. It excludes ILI with a confirmed COVID-19 discharge diagnosis.

Flu-Associated Pediatric Deaths & Outbreaks

No flu-associated pediatric deaths have been reported in PHR 9/10 this flu season. In PHR 9/10, no flu outbreaks have been reported for Week 44.

For a more comprehensive look at respiratory illnesses circulating throughout Texas, please visit: <https://www.dshs.texas.gov/texas-respiratory-virus-surveillance-report> and select the "Current Extended Flu Activity Report"