



Weekly Flu Surveillance Report

Week 46 - November 10th - November 16th, 2024

Disclaimer

Most cases of influenza are not reportable in the state of Texas, thus the data in this report was collected from hospitals, clinics, and schools throughout the region who have agreed to voluntarily submit data.

Definitions

ILI: Influenza-Like Illness. This is an illness that resembles the flu, but has not been confirmed. **Rapid:** These tests are typically done in-house to quickly test for influenza. **PCR:** These tests are generally more precise than rapid tests and are performed at the DSHS state lab and many commercial labs to confirm a case of influenza.

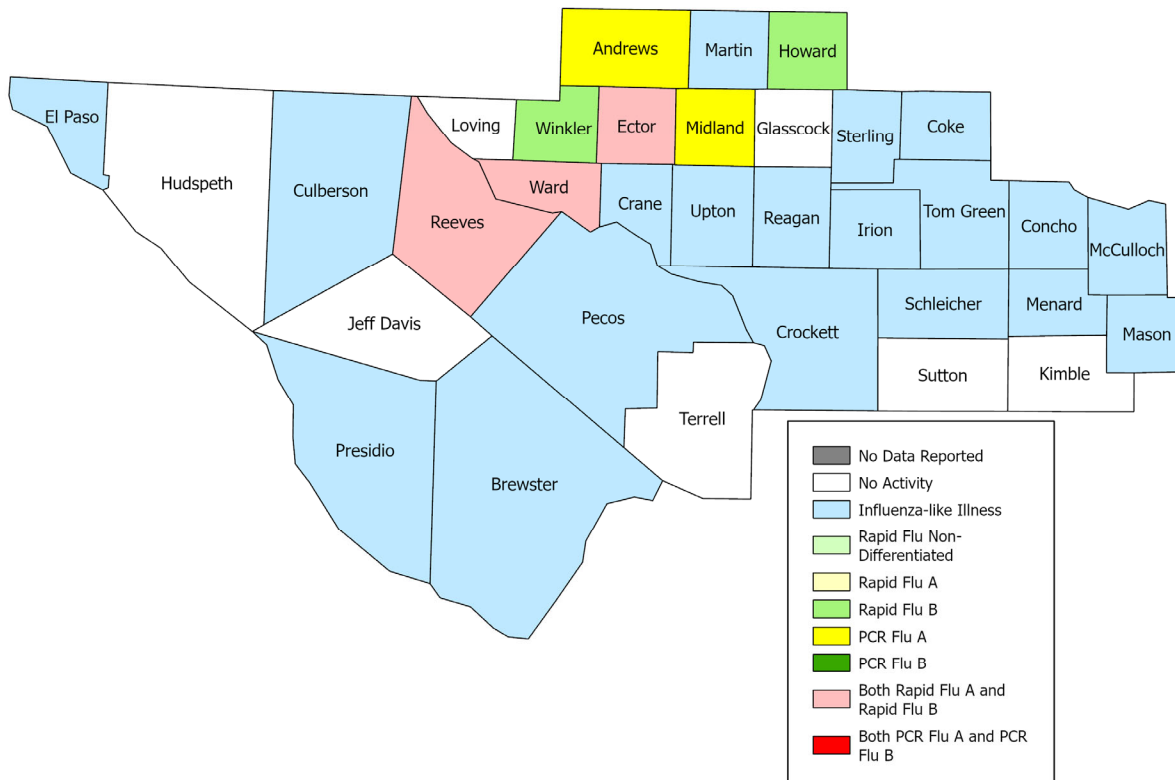
Summary Data

Condition	Week 46	Week 45	Week 44
Number of Counties Reporting (36 total)	→ 36	36	35
Number of Counties Reporting ILI	↑ 22	21	24
Number of Counties Reporting High Levels of ILI*	↑ 7	4	7
Number of Counties Reporting Flu A	↑ 5	3	4
Number of Counties Reporting Flu B	↑ 5	3	3
Number of Counties Reporting Flu A & Flu B	↑ 3	1	2

The arrows represent changes from the previous week. A sideways arrow means there was no change in that condition.

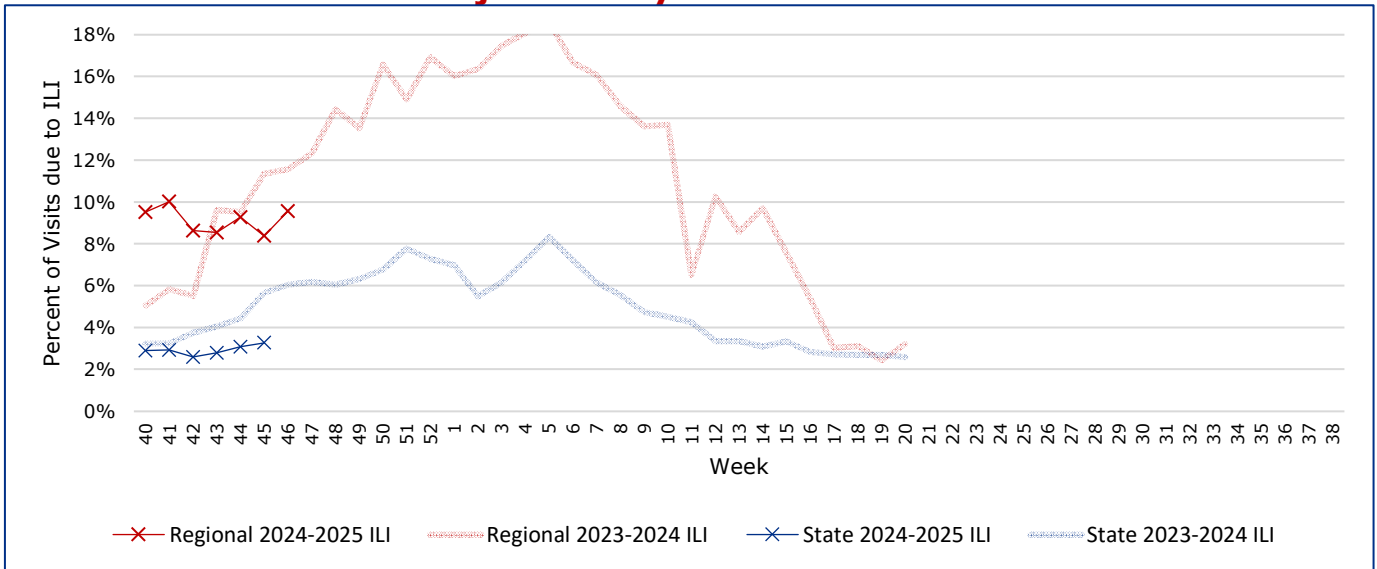
*Counties with total percent of visits due to ILI above 4.0% for the week are considered to have high/abnormal levels.

Map of Regional Flu Activity



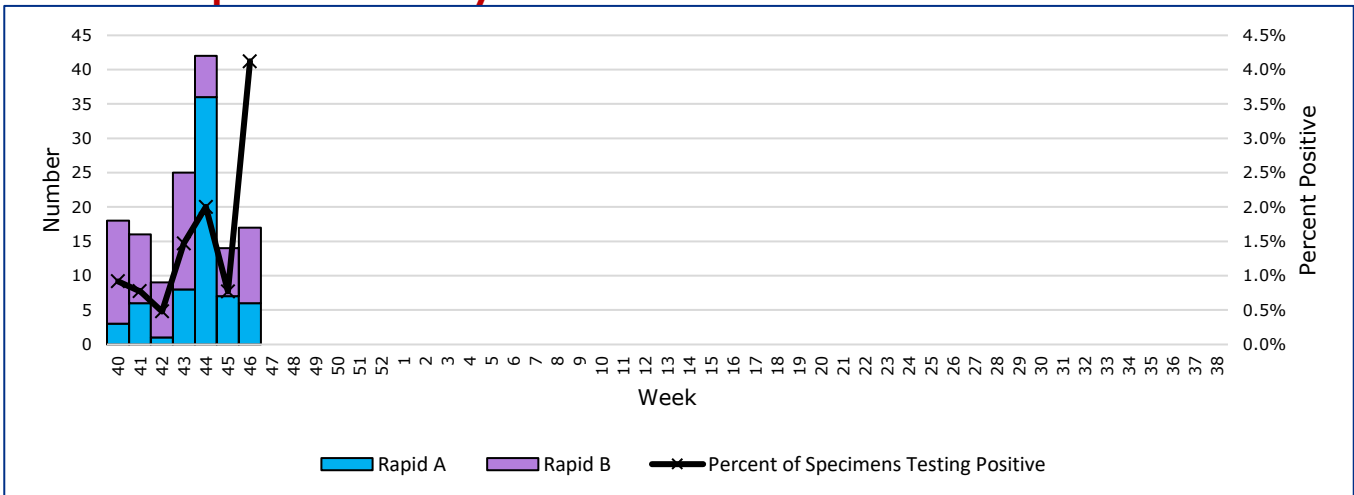
The map above depicts the previous week's reports of flu or influenza-like illness activity in each county. The legend on the bottom right of the map describes the meaning of each color.

Influenza-Like Illness Projections by Week



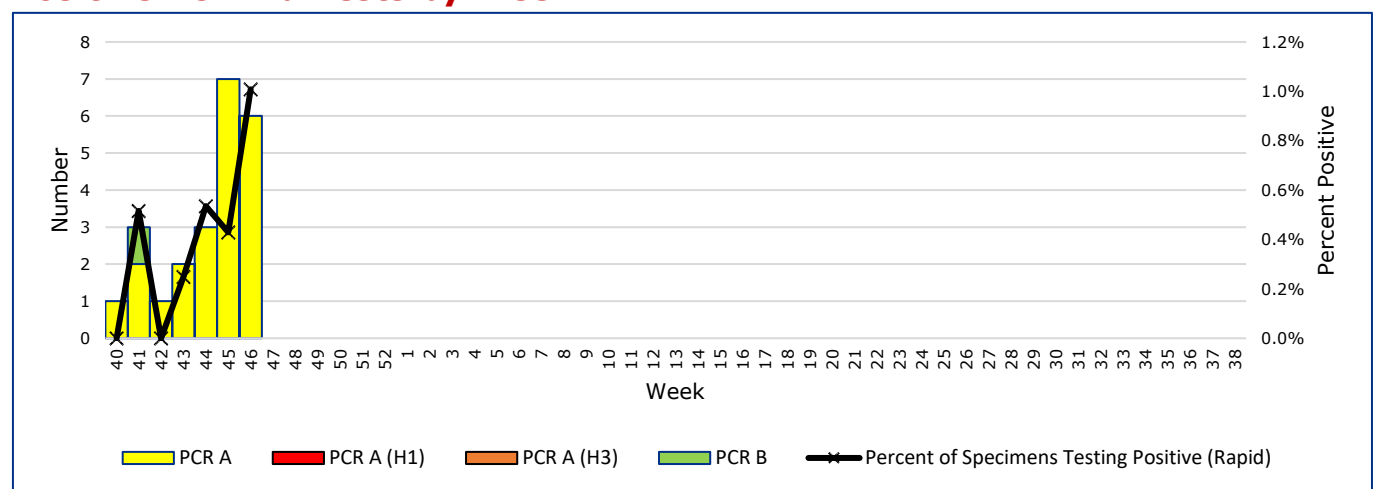
This chart documents the percentage of patient visits that were due to ILI at hospitals and clinics around the region, excluding confirmed COVID cases. It compares our region's data with the state's data and also compares to last flu season.

Positive Rapid Flu Tests by Week



This chart documents the number of rapid tests that have come back positive for flu A and flu B each week throughout the region.

Positive PCR Flu Tests by Week

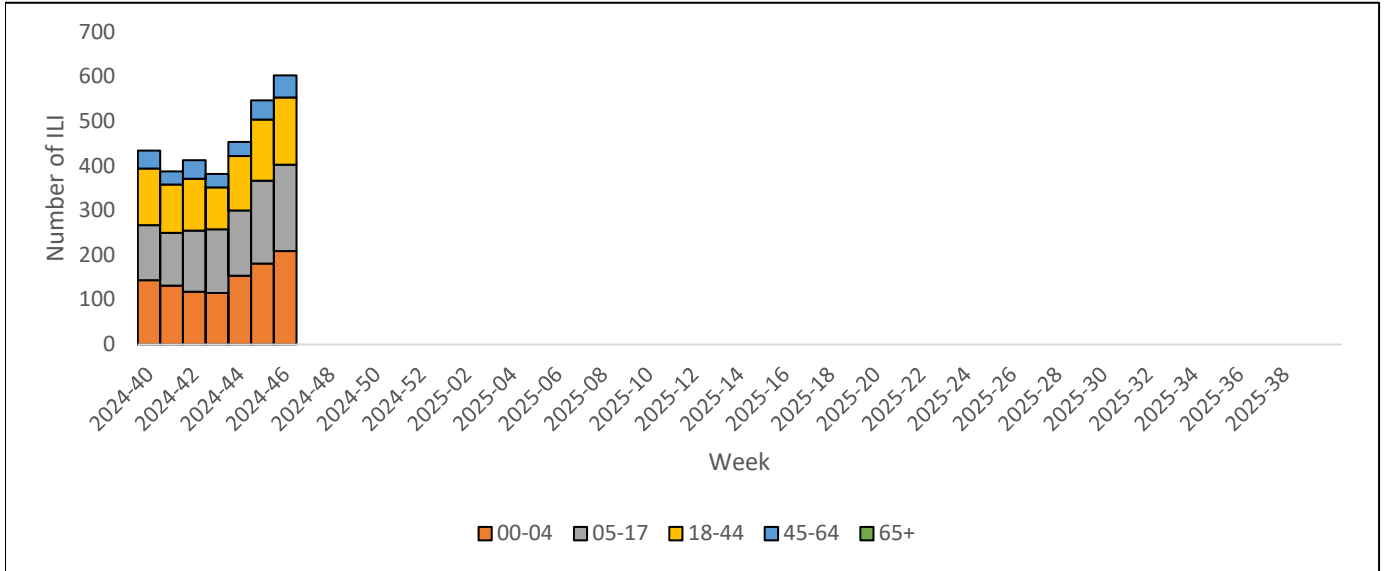


This chart documents the number of PCR tests that have come back positive for flu A and flu B each week throughout the region.

Flu Data by County

County	Week 46				Week 45				Week 44			
	Patient Visits	% with ILI	Flu A	Flu B	Patient Visits	% with ILI	Flu A	Flu B	Patient Visits	% with ILI	Flu A	Flu B
Andrews	666	14%	1	0	676	10%	0	0	612	10%	1	0
Borden	2	0%	0	0	2	0%	0	0	3	0%	0	0
Brewster	93	0%	0	0	73	0%	0	0	106	0%	0	0
Coke	71	0%	0	0	53	0%	0	0	44	0%	0	0
Concho	54	0%	0	0	44	0%	0	0	52	0%	0	0
Crane	35	0%	0	0	32	0%	0	0	27	0%	0	0
Crockett	31	0%	0	0	31	0%	0	0	43	0%	0	0
Culberson	8	0%	0	0	6	0%	0	0	9	0%	0	0
Dawson	151	0%	0	0	152	0%	0	0	152	0%	0	0
Ector	5854	23%	1	4	5616	21%	7	5	5703	22%	31	1
El Paso	7050	0%	0	0	6709	0%	0	0	6713	0%	0	0
Gaines	177	0%	0	0	163	0%	0	0	151	0%	0	0
Glasscock	5	0%	0	0	20	5%	0	0	23	4%	0	0
Howard	811	8%	0	1	856	9%	0	1	839	10%	0	0
Hudspeth	16	0%	0	0	20	0%	0	0	22	0%	0	0
Irion	28	0%	0	0	28	0%	0	0	21	0%	0	0
Jeff Davis	14	0%	0	0	21	0%	0	0	21	0%	0	0
Kimble	8	0%	0	0	130	12%	5	0	237	11%	5	2
Loving	1	0%	0	0	1	0%	0	0	0		0	0
McCulloch	238	7%	0	0	229	8%	0	0	230	13%	0	0
Martin	137	4%	0	0	254	6%	0	0	166	4%	0	0
Mason	49	0%	0	0	43	0%	0	0	50	0%	0	0
Menard	21	0%	0	0	13	0%	0	0	14	0%	0	0
Midland	3319	13%	5	0	2948	14%	2	0	3022	11%	2	0
Pecos	155	3%	0	0	155	3%	0	0	168	2%	0	0
Presidio	210	4%	0	0	33	0%	0	0	38	0%	0	0
Reagan	53	0%	0	0	50	0%	0	0	38	0%	0	0
Reeves	1007	3%	2	2	947	2%	0	0	969	1%	0	0
Schleicher	29	0%	0	0	15	0%	0	0	18	0%	0	0
Sterling	32	0%	0	0	22	0%	0	0	11	0%	0	0
Sutton	37	0%	0	0	41	0%	0	0	41	0%	0	0
Terrell	8	0%	0	0	4	0%	0	0	8	0%	0	0
Tom Green	3018	0%	0	0	2899	0%	0	0	2963	0%	0	0
Upton	111	23%	0	0	112	19%	0	0	115	18%	0	0
Ward	789	32%	3	2	159	0%	0	0	812	39%	0	0
Winkler	213	12%	0	2	405	15%	0	1	343	15%	0	3
Total	24501	9.5%	12	11	22962	8.3%	14	7	23784	9.2%	39	6

ILI by Age Group



This chart documents the number of ILI admissions in hospitals around the region by age group from syndromic surveillance data. It excludes ILI with a confirmed COVID-19 discharge diagnosis.

Flu-Associated Pediatric Deaths & Outbreaks

No flu-associated pediatric deaths have been reported in PHR 9/10 this flu season. In PHR 9/10, no flu outbreaks have been reported for Week 46.

For a more comprehensive look at respiratory illnesses circulating throughout Texas, please visit: <https://www.dshs.texas.gov/texas-respiratory-virus-surveillance-report> and select the "Current Extended Flu Activity Report"