



# Weekly Flu Surveillance Report

Week 47 - November 17th - November 23rd, 2024

## Disclaimer

Most cases of influenza are not reportable in the state of Texas, thus the data in this report was collected from hospitals, clinics, and schools throughout the region who have agreed to voluntarily submit data.

## Definitions

**ILI:** Influenza-Like Illness. This is an illness that resembles the flu, but has not been confirmed. **Rapid:** These tests are typically done in-house to quickly test for influenza. **PCR:** These tests are generally more precise than rapid tests and are performed at the DSHS state lab and many commercial labs to confirm a case of influenza.

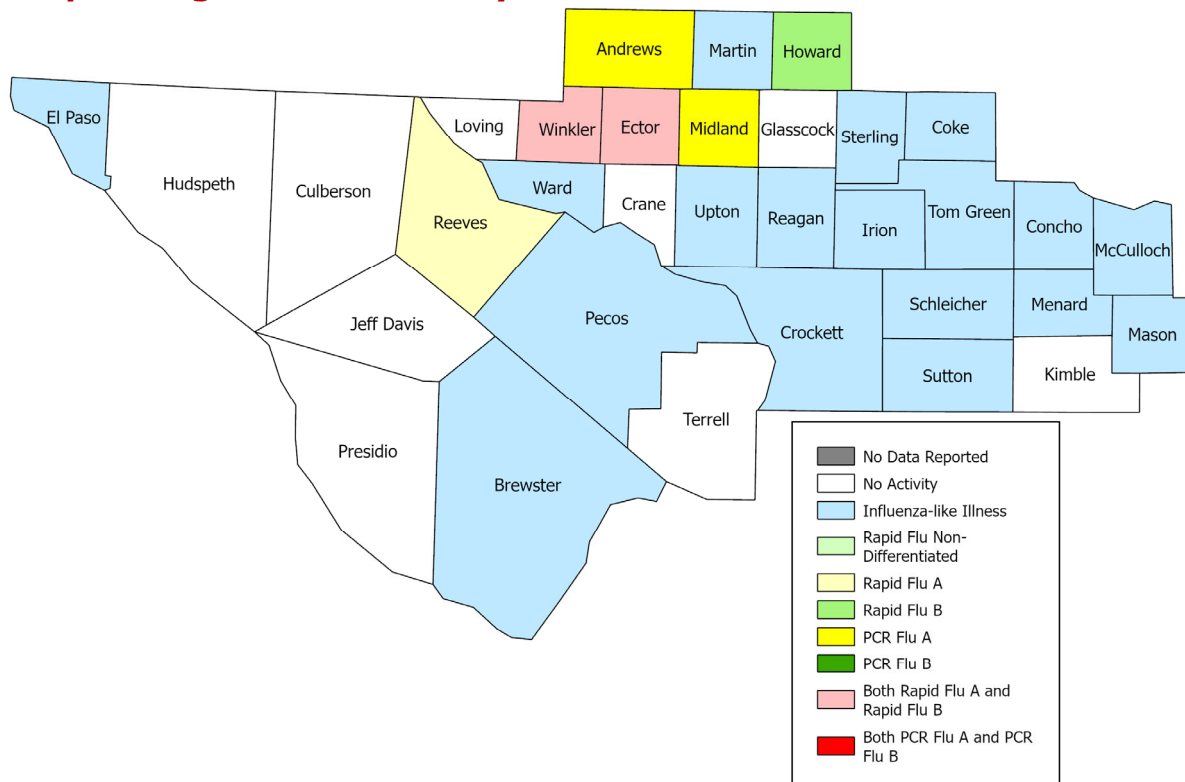
## Summary Data

Condition	Week 47	Week 46	Week 45
Number of Counties Reporting (36 total)	→ 36	36	36
Number of Counties Reporting ILI	↑ 23	22	21
Number of Counties Reporting High Levels of ILI*	↑ 9	7	4
Number of Counties Reporting Flu A	→ 5	5	3
Number of Counties Reporting Flu B	↓ 3	5	3
Number of Counties Reporting Flu A & Flu B	↓ 2	3	1

The arrows represent changes from the previous week. A sideways arrow means there was no change in that condition.

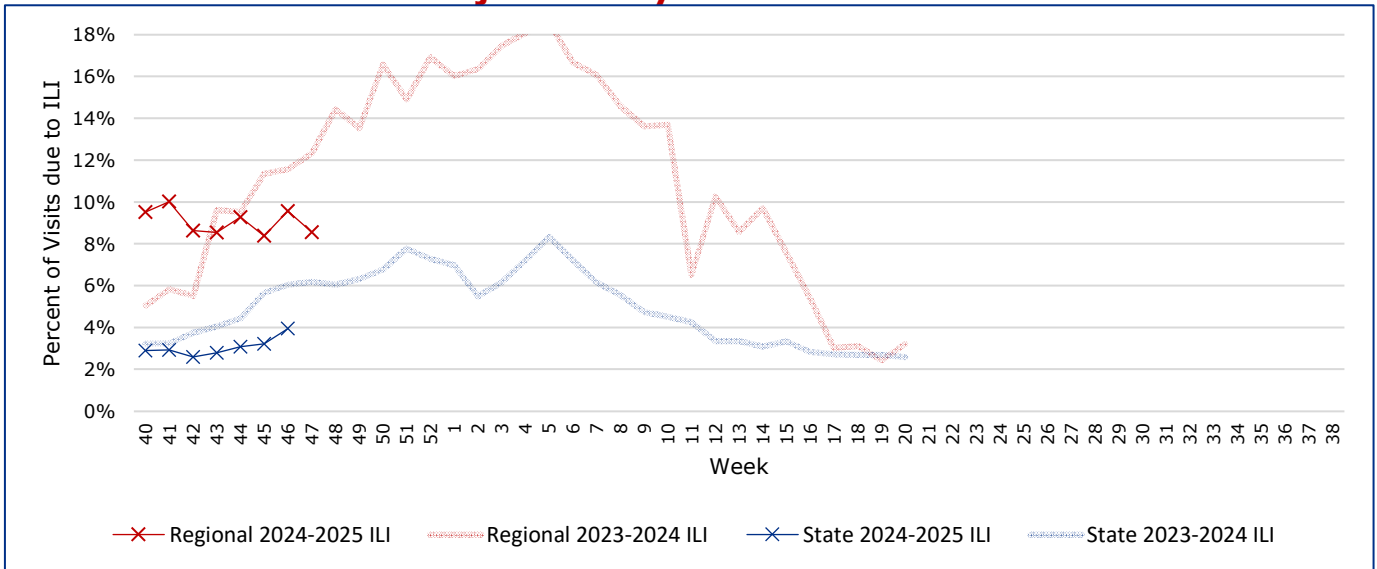
\*Counties with total percent of visits due to ILI above 4.0% for the week are considered to have high/abnormal levels.

## Map of Regional Flu Activity



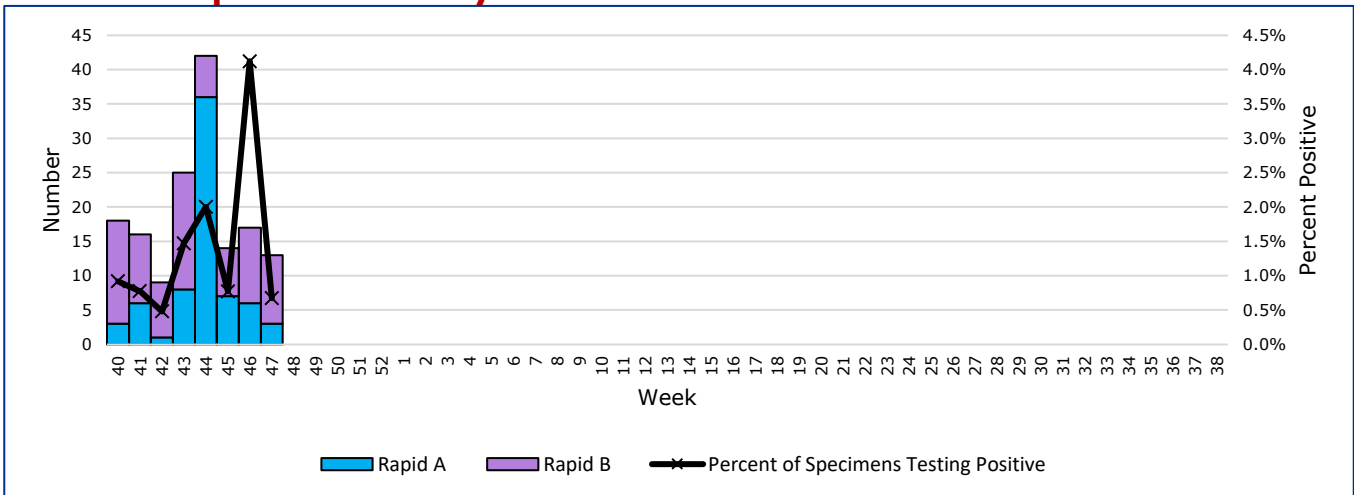
The map above depicts the previous week's reports of flu or influenza-like illness activity in each county. The legend on the bottom right of the map describes the meaning of each color.

## Influenza-Like Illness Projections by Week



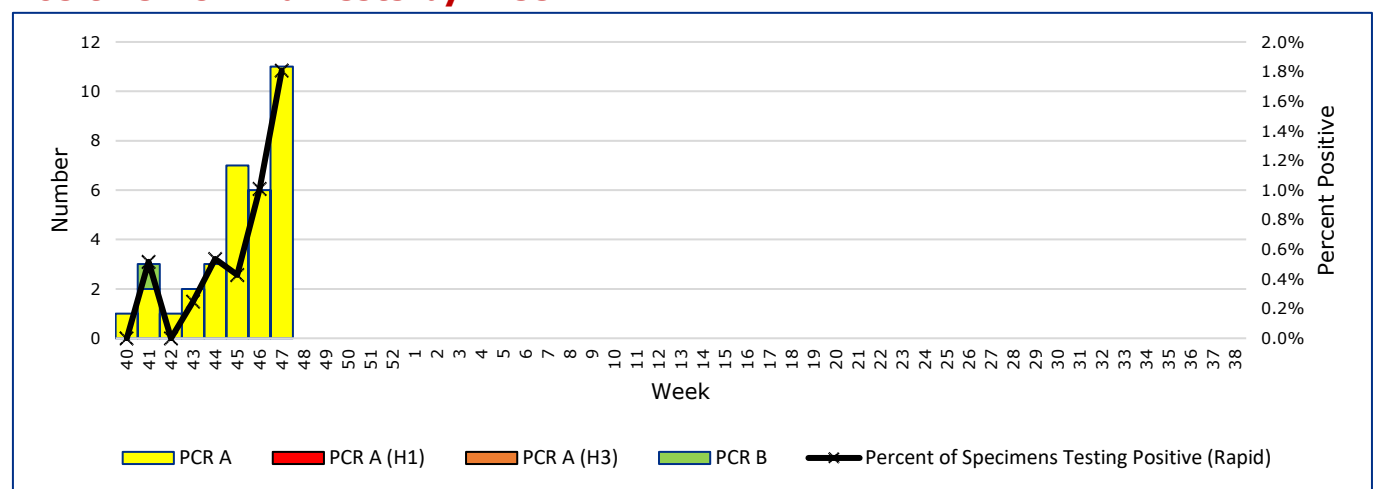
This chart documents the percentage of patient visits that were due to ILI at hospitals and clinics around the region, excluding confirmed COVID cases. It compares our region's data with the state's data and also compares to last flu season.

## Positive Rapid Flu Tests by Week



This chart documents the number of rapid tests that have come back positive for flu A and flu B each week throughout the region.

## Positive PCR Flu Tests by Week

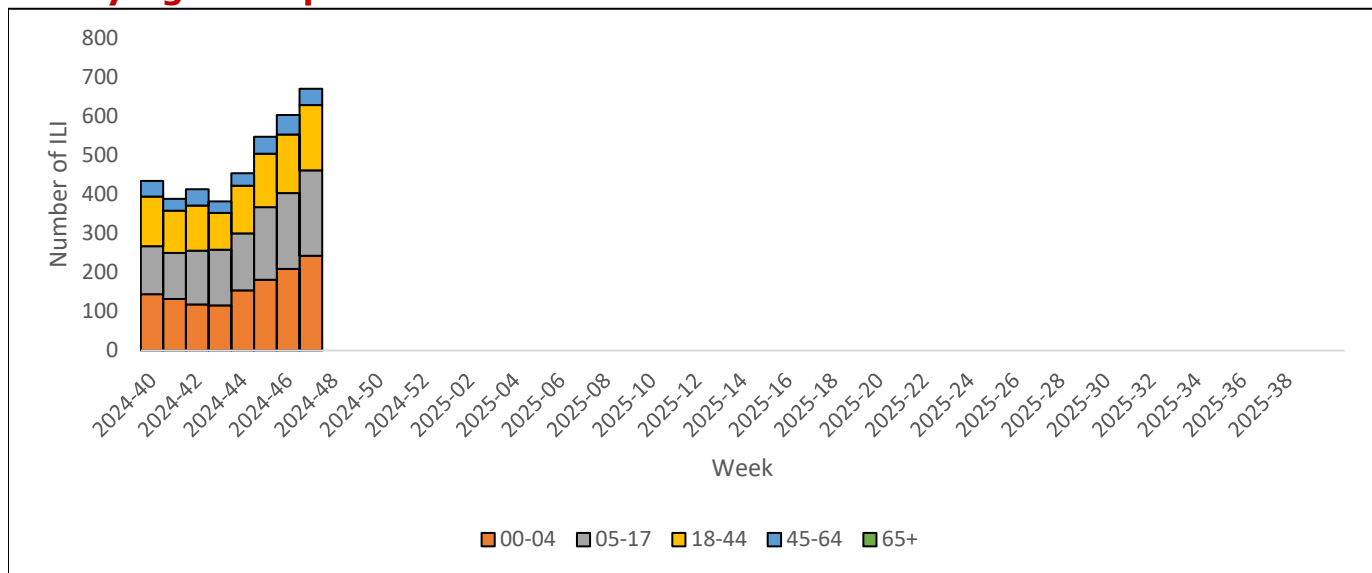


This chart documents the number of PCR tests that have come back positive for flu A and flu B each week throughout the region.

## Flu Data by County

County	Week 47				Week 46				Week 45			
	Patient Visits	% with ILI	Flu A	Flu B	Patient Visits	% with ILI	Flu A	Flu B	Patient Visits	% with ILI	Flu A	Flu B
Andrews	612	10%	6	0	666	14%	1	0	676	10%	0	0
Borden	6	0%	0	0	2	0%	0	0	2	0%	0	0
Brewster	84	0%	0	0	93	0%	0	0	73	0%	0	0
Coke	55	0%	0	0	71	0%	0	0	53	0%	0	0
Concho	43	0%	0	0	54	0%	0	0	44	0%	0	0
Crane	33	0%	0	0	35	0%	0	0	32	0%	0	0
Crockett	30	0%	0	0	31	0%	0	0	31	0%	0	0
Culberson	9	0%	0	0	8	0%	0	0	6	0%	0	0
Dawson	143	0%	0	0	151	0%	0	0	152	0%	0	0
Ector	5739	21%	3	5	5854	23%	1	4	5616	21%	7	5
El Paso	7022	0%	0	0	7050	0%	0	0	6709	0%	0	0
Gaines	121	0%	0	0	177	0%	0	0	163	0%	0	0
Glasscock	7	0%	0	0	5	0%	0	0	20	5%	0	0
Howard	901	11%	0	2	811	8%	0	1	856	9%	0	1
Hudspeth	21	0%	0	0	16	0%	0	0	20	0%	0	0
Irion	34	0%	0	0	28	0%	0	0	28	0%	0	0
Jeff Davis	12	0%	0	0	14	0%	0	0	21	0%	0	0
Kimble	13	0%	0	0	8	0%	0	0	130	12%	5	0
Loving	2	0%	0	0	1	0%	0	0	1	0%	0	0
McCulloch	139	0%	0	0	238	7%	0	0	229	8%	0	0
Martin	156	5%	0	0	137	4%	0	0	254	6%	0	0
Mason	37	0%	0	0	49	0%	0	0	43	0%	0	0
Menard	18	0%	0	0	21	0%	0	0	13	0%	0	0
Midland	3299	14%	3	0	3319	13%	5	0	2948	14%	2	0
Pecos	159	3%	0	0	155	3%	0	0	155	3%	0	0
Presidio	23	0%	0	0	210	4%	0	0	33	0%	0	0
Reagan	35	0%	0	0	53	0%	0	0	50	0%	0	0
Reeves	1113	3%	1	0	1007	3%	2	2	947	2%	0	0
Schleicher	19	0%	0	0	29	0%	0	0	15	0%	0	0
Sterling	20	0%	0	0	32	0%	0	0	22	0%	0	0
Sutton	45	0%	0	0	37	0%	0	0	41	0%	0	0
Terrell	2	0%	0	0	8	0%	0	0	4	0%	0	0
Tom Green	3063	0%	0	0	3018	0%	0	0	2899	0%	0	0
Upton	138	16%	0	0	111	23%	0	0	112	19%	0	0
Ward	124	0%	0	0	789	32%	3	2	159	0%	0	0
Winkler	407	22%	1	3	213	12%	0	2	405	15%	0	1
<b>Total</b>	<b>23684</b>	<b>8.4%</b>	<b>14</b>	<b>10</b>	<b>24501</b>	<b>9.5%</b>	<b>12</b>	<b>11</b>	<b>22962</b>	<b>8.3%</b>	<b>14</b>	<b>7</b>

## ILI by Age Group



This chart documents the number of ILI admissions in hospitals around the region by age group from syndromic surveillance data. It excludes ILI with a confirmed COVID-19 discharge diagnosis.

## Flu-Associated Pediatric Deaths & Outbreaks

No flu-associated pediatric deaths have been reported in PHR 9/10 this flu season. In PHR 9/10, no flu outbreaks have been reported for Week 47.

For a more comprehensive look at respiratory illnesses circulating throughout Texas, please visit: <https://www.dshs.texas.gov/texas-respiratory-virus-surveillance-report> and select the "Current Extended Flu Activity Report"